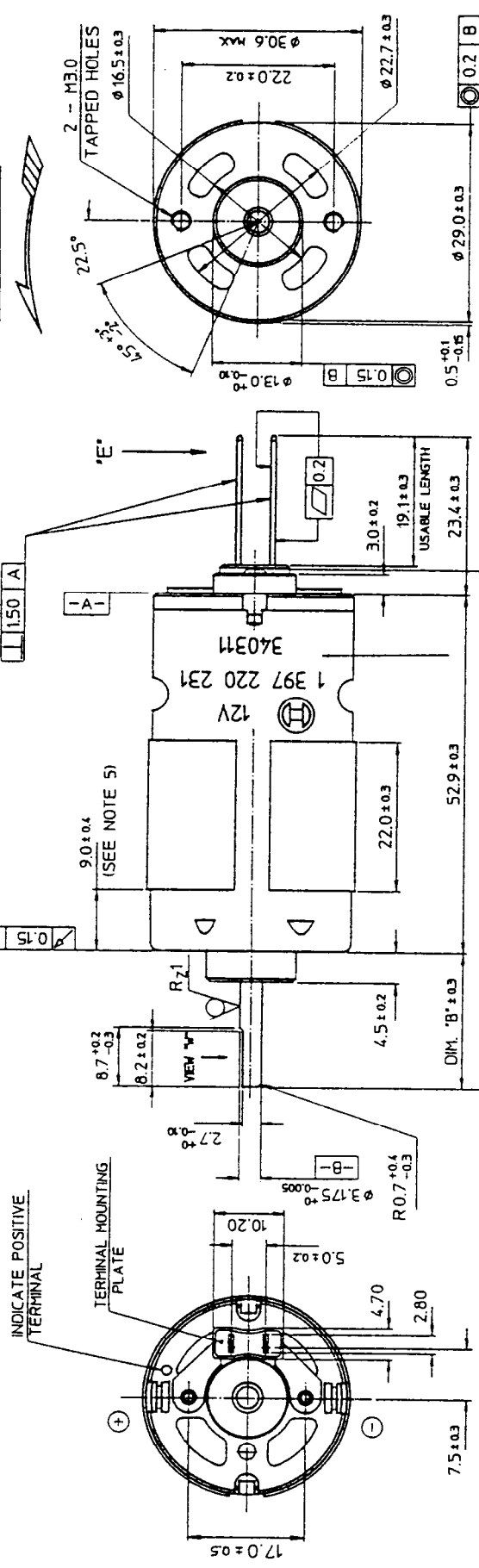
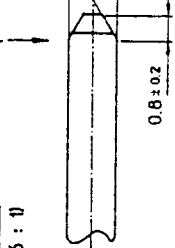


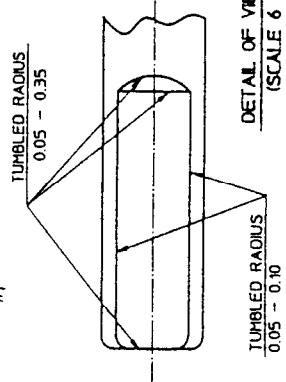
ROTATION



VIEW 'E'
(SCALE 6 : 1)



VIEW 'F'
(SCALE 6 : 1)



DETAIL OF VIEW 'M'
(SCALE 6 : 1)

DIRECT PRINT ONTO REAR HOUSING - BOSCH LOGO, VOLT. PART NO. & DATE CODE. CHARACTERS TO BE BLACK OF MIN. HEIGHT 3 mm & NON-REMOVABLE.
DATE CODE FORMAT ---
FIRST DIGIT - STAND FOR LOCATION CODE e.g. 1 FOR P01 & P12, 3 FOR 301, 8 FOR 801.
SECOND DIGIT - STAND FOR PRODUCTION YEAR e.g. 4 FOR 1994.
THIRD & FOURTH DIGITS - STAND FOR PRODUCTION WEEK e.g. 03 FOR 03rd WEEK
FIFTH DIGIT - STAND FOR WEEK DAY.
e.g. 1 FOR MONDAY, 2 FOR TUESDAY, 3 FOR WEDNESDAY
4 FOR THURSDAY, 5 FOR FRIDAY, 6 FOR SATURDAY
7 FOR SUNDAY.
LAST DIGIT - STAND FOR LOT NUMBER.

- NOTES:-
1. LENGTH OF SHAFT, DIM. 'A' 75.5 mm.
 2. FRONT EXTENSION, DIM. 'B' 20.0 mm., MEASURED WITH SHAFT PUSHED AGAINST PLASTIC END CAP.
 3. DIRECTION OF ROTATION ANTI-CLOCKWISE WHEN VIEWING MOTOR OUTPUT END WITH POSITIVE VOLTAGE APPLIED TO POSITIVE TERMINAL.
 4. END PLAY: 0.5 mm MAX.
 5. DIM. 9.0 ± 0.4 MEASURED WHEN A FORCE OF 5N PUSHED KEEPER RING TOWARDS SHAFT OUTPUT END.

ALL DIMENSIONS ARE IN MILLIMETRES DO NOT SCALE DRAWING

JOHNSON ELECTRIC GROUP OF COMPANIES [JOHNSON ELECTRIC]
This document is the property of Johnson Electric and its reproduction or use without the written authority of Johnson Electric is prohibited. Information contained hereon is confidential. Unauthorized reproduction or use without the written authority of Johnson Electric is prohibited. Information contained hereon is confidential. Unauthorized reproduction or use without the written authority of Johnson Electric is prohibited. Information contained hereon is confidential. Unauthorized reproduction or use without the written authority of Johnson Electric is prohibited.

C2	PULL OFF FORCE 70N DELETED	BY	DATE
ALT. REF.	DESCRIPTION	BY	DATE
MATERIAL	FINISH	TOLERANCES	
TITLE		1 DEC. PLACE ± 0.15	
(KC415LG)		2 DEC. PLACES ± 0.10	
MOTOR OUTLINE		3 DEC. PLACES ± 0.05	
SCALE 1.5 : 1		DWN. BY	DATE
DWN. BY KEUNG		CHK. BY	DATE
APP. BY		DATE	DATE
DWG. NO.		45020-99900C2	

JOHNSON ELECTRIC ENGINEERING LTD.
a Johnson Electric Group company
JOHNSON BUILDING, CHAI WAN, HONG KONG.