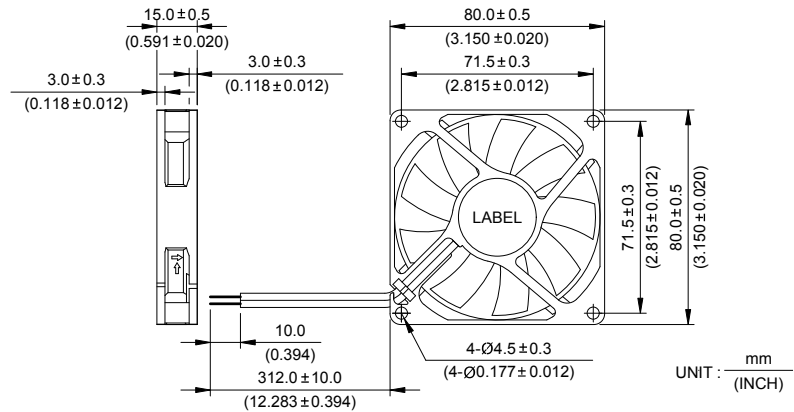


# AFB 80 x 80 x 15 MM SERIES

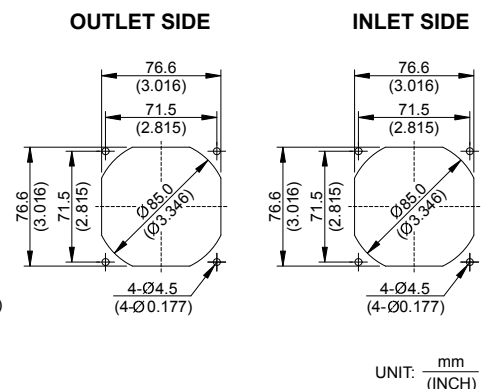
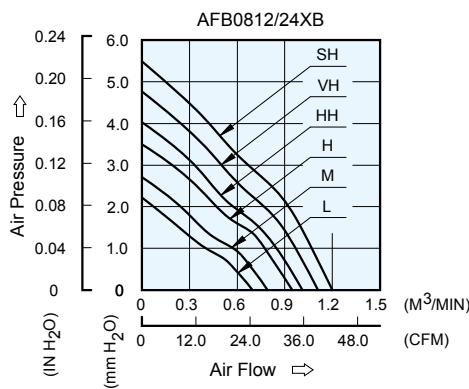
## DIMENSIONS DRAWING



- \* Bearing Type  
Ball Bearings
- \* Material  
Impeller & Frame : Plastic (UL 94V-0)
- \* Lead Wires :  
UL 1007 AWG #24 OR Equivalent  
Red Wire Positive (+)  
Black Wire Negative (-)
- \* Weight : 58g (2.05 oz)
- \* Rib Type Only

## P & Q CURVE (AT RATED VOLTAGE)

## MOUNTING PANEL CUTOUT



MODEL		Rated Voltage	Operating Voltage Range	Input Current	Input Power	Speed	Maximum Air Flow		Maximum Air Pressure		Noise
PART NO.	FUNCTION	VDC	VDC	Amp	Watt	R.P.M.	m <sup>3</sup> /min	CFM	mmH <sub>2</sub> O	IN H <sub>2</sub> O	dB-A
AFB0812LB	-R00 / -F00	12	7.0 to 13.8	0.09	1.08	2400	0.700	24.72	2.20	0.087	27.5
AFB0824LB	-R00 / -F00	24	14.0 to 27.6	0.05	1.20						
AFB0812MB	-R00 / -F00	12	7.0 to 13.8	0.11	1.32	2700	0.800	28.25	2.71	0.107	30.5
AFB0824MB	-R00 / -F00	24	14.0 to 27.6	0.06	1.44						
AFB0812HB	-R00 / -F00	12	7.0 to 13.8	0.14	1.68	3100	0.950	33.55	3.50	0.138	34.0
AFB0824HB	-R00 / -F00	24	14.0 to 27.6	0.08	1.92						
AFB0812HHB	-R00 / -F00	12	7.0 to 13.8	0.16	1.92	3400	1.010	35.67	4.03	0.159	37.0
AFB0824HHB	-R00 / -F00	24	14.0 to 27.6	0.10	2.40						
AFB0812VHB	-R00 / -F00	12	7.0 to 13.8	0.19	2.28	3700	1.110	39.20	4.77	0.188	39.5
AFB0824VHB	-R00 / -F00	24	14.0 to 27.6	0.12	2.88						
AFB0812SHB	-R00 / -F00	12	7.0 to 13.8	0.27	3.24	4000	1.210	42.73	5.49	0.216	42.5
AFB0824SHB	-R00 / -F00	24	14.0 to 26.0	0.17	4.08						

\* Function type is optional.  
 \* The max. air flow and the speed are measured in free air ; max. air pressure is measured at zero air flow.  
 \* Noise is measured in anechoic chamber in free air, one meter from intake side.  
 \* All readings are typical values at rated voltage.  
 \* Specifications are subject to change without notice.