



### ■ Features

- Ultra slim design with 52.5mm(3SU) width
- Universal input 85~264VAC(277VAC operational)
- No load power consumption<0.3W
- Isolation class II
- Pass LPS (Limited power source)
- DC output voltage adjustable
- Protections : Short circuit / Overload / Over voltage
- Cooling by free air convection (working temperature:-30~+70°C)
- DIN rail TS-35/7.5 or 15 mountable
- LED indicator for power on
- 3 years warranty

### ■ Applications

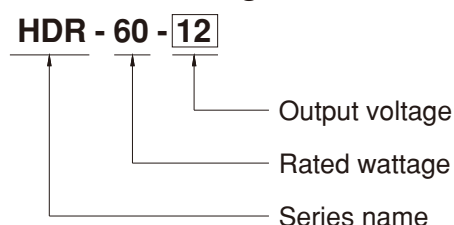
- Household control system
- Building automation
- Industrial control system
- Factory automation
- Electro-mechanical apparatus

### ■ Description

HDR-60 is one economical ultra slim 60W DIN rail power supply series, adapt to be installed on TS-35/7.5 or TS-35/15 mounting rails. The body is designed 52.5mm(3SU) in width, which allows space saving inside the cabinets. The entire series adopts the full range AC input from 85VAC to 264VAC (277VAC operational) and conforms to EN61000-3-2, the norm the European Union regulates for harmonic current.

HDR-60 is designed with plastic housing that it can effectively prevent user from electric hazards. With working efficiency up to 91%, the entire series can operate at the ambient temperature between -30°C and 70°C under air convection. It is equipped with constant current mode for overload protection, fitting various inductive or capacitive applications. The complete protection functions and relevant certificates for home automations and industrial control apparatus (IEC60950-1,UL508,UL60950-1,EN61558-2-16) make HDR-60 a very competitive power supply solution for household and industrial applications.

### ■ Model Encoding

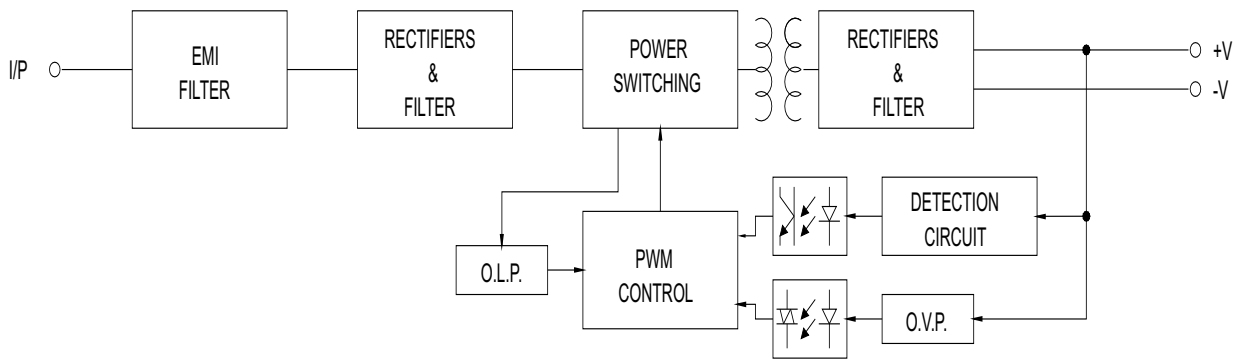




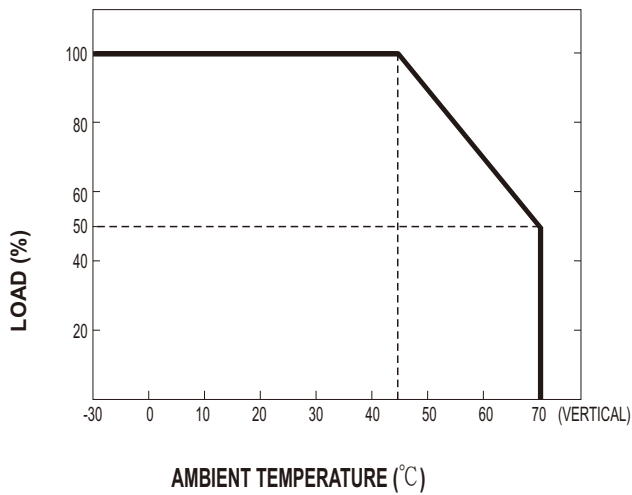
**SPECIFICATION**

MODEL	HDR-60-5	HDR-60-12	HDR-60-15	HDR-60-24	HDR-60-48		
OUTPUT	DC VOLTAGE	5V	12V	15V	24V	48V	
	RATED CURRENT	6.5A	4.5A	4A	2.5A	1.25A	
	CURRENT RANGE	0 ~ 6.5A	0 ~ 4.5A	0 ~ 4A	0 ~ 2.5A	0 ~ 1.25A	
	RATED POWER	32.5W	54W	60W	60W	60W	
	RIPPLE & NOISE (max.) Note.2	80mVp-p	120mVp-p	120mVp-p	150mVp-p	240mVp-p	
	VOLTAGE ADJ. RANGE	5.0 ~ 5.5V	10.8 ~ 13.8V	13.5 ~ 18V	21.6 ~ 29V	43.2 ~ 55.2V	
	VOLTAGE TOLERANCE Note.3	± 2.0%	± 1.0%	± 1.0%	± 1.0%	± 1.0%	
	LINE REGULATION	± 1.0%	± 1.0%	± 1.0%	± 1.0%	± 1.0%	
	LOAD REGULATION	± 1.0%	± 1.0%	± 1.0%	± 1.0%	± 1.0%	
	SETUP, RISE TIME	500ms, 50ms/230VAC      500ms, 50ms/115VAC at full load					
	HOLD UP TIME (Typ.)	30ms/230VAC      12ms/115VAC at full load					
INPUT	VOLTAGE RANGE	85 ~ 264VAC (277VAC operational)      120 ~ 370VDC (390VDC operational)					
	FREQUENCY RANGE	47 ~ 63Hz					
	EFFICIENCY (Typ.)	85%	88%	89%	90%	91%	
	AC CURRENT (Typ.)	1.2A/115VAC      0.8A/230VAC					
	INRUSH CURRENT (Typ.)	COLD START 30A/115VAC      60A/230VAC					
PROTECTION	OVERLOAD Note.4	105 ~ 160% rated output power Protection type : Constant current limiting, recovers automatically after fault condition is removed					
	OVER VOLTAGE	5.75 ~ 6.75V	14.2 ~ 16.2V	18.8 ~ 22.5V	30 ~ 36V	56.5 ~ 64.8V	
ENVIRONMENT	WORKING TEMP.	-30 ~ +70°C (Refer to "Derating Curve")					
	WORKING HUMIDITY	20 ~ 90% RH non-condensing					
	STORAGE TEMP., HUMIDITY	-40 ~ +85°C, 10 ~ 95% RH non-condensing					
	TEMP. COEFFICIENT	± 0.03%/°C (0 ~ 50°C) RH non-condensing					
	VIBRATION	10 ~ 500Hz, 2G 10min./1cycle, period for 60min. each along X, Y, Z axes; Mounting: Compliance to IEC60068-2-6					
	OPERATING ALTITUDE	2000 meters					
SAFETY & EMC (Note 5)	SAFETY STANDARDS	UL60950-1, UL508, TUV EN61558-2-16, IEC60950-1 approved; Design refer to EN50178, TUV EN60950-1					
	WITHSTAND VOLTAGE	I/P-O/P:3KVAC					
	ISOLATION RESISTANCE	I/P-O/P:100M Ohms / 500VDC / 25°C / 70% RH					
	EMC EMISSION	Parameter	Standard			Test Level / Note	
		Conducted	EN55032(CISPR32)			Class B	
		Radiated	EN55032(CISPR32)			Class B	
		Harmonic Current	EN61000-3-2			Class A	
		Voltage Flicker	EN61000-3-3			-----	
	EMC IMMUNITY	EN55024, EN55035, EN61000-6-2, EN61204-3					
		Parameter	Standard			Test Level / Note	
		ESD	EN61000-4-2			Level 3, 8KV air; Level 2, 4KV contact, criteria A	
		Radiated Susceptibility	EN61000-4-3			Level 3, criteria A	
		EFT/Burest	EN61000-4-4			Level 3, criteria A	
		Surge	EN61000-4-5			Level 4, 2KV/L-N, criteria A	
Conducted		EN61000-4-6			Level 3, criteria A		
Magnetic Field		EN61000-4-8			Level 4, criteria A		
Voltage Dips and interruptions		EN61000-4-11			>95% dip 0. 5 periods, 30% dip 25 periods, >95% interruptions 250 periods		
OTHERS	MTBF	927.6K hrs min. MIL-HDBK-217F (25°C)					
	DIMENSION	52.5*90*54.5mm (W*H*D)					
	PACKING	190g;60pcs/12.4Kg/0.97CUFT					
NOTE	<p>1. All parameters NOT specially mentioned are measured at 230VAC input, rated load and 25°C of ambient temperature.</p> <p>2. Ripple &amp; noise are measured at 20MHz of bandwidth by using a 12" twisted pair-wire terminated with a 0.1µf &amp; 47µf parallel capacitor.</p> <p>3. Tolerance : includes set up tolerance, line regulation and load regulation.</p> <p>4. Constant current limiting operation within 50% ~100% rated output voltage; protection type for short circuit is hiccup mode, it will recover automatically after fault condition is removed.</p> <p>5. The power supply is considered as an independent unit, but the final equipment still need to re-confirm that the whole system complies with the EMC directives. For guidance on how to perform these EMC tests, please refer to "EMI testing of component power supplies." (as available on <a href="http://www.meanwell.com">http://www.meanwell.com</a>)</p>						

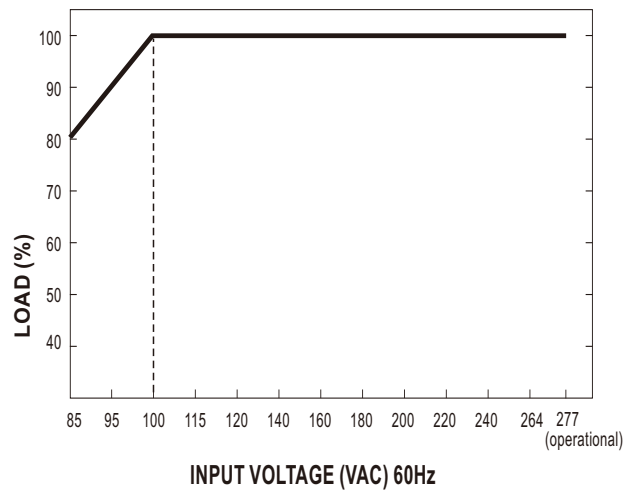
■ Block Diagram



■ Derating Curve

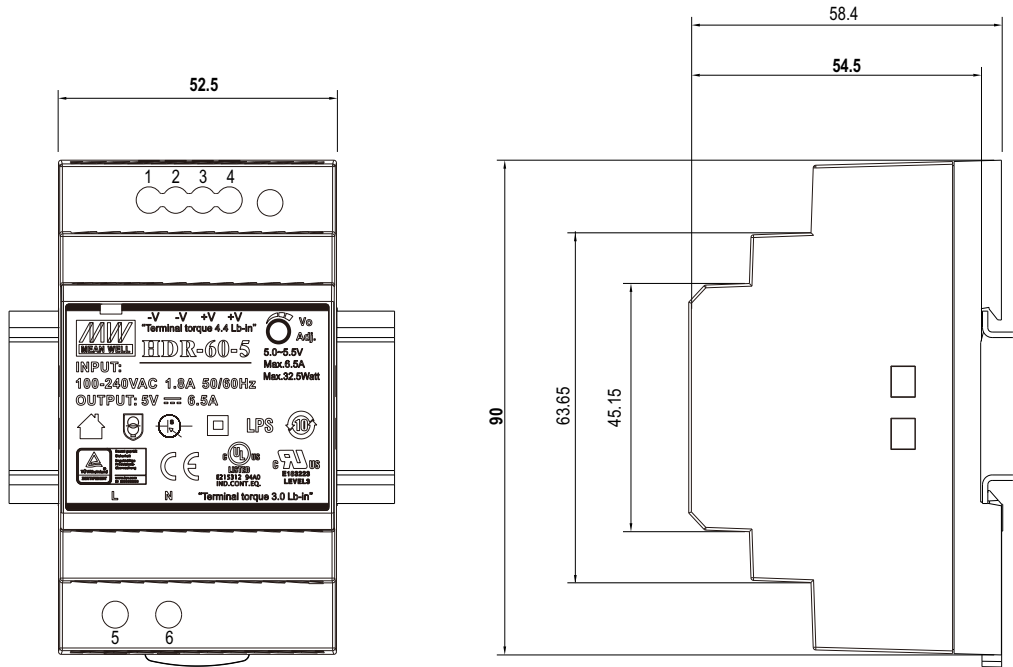


■ Output Derating VS Input Voltage



■ **Mechanical Specification**

(Unit: mm , tolerance  $\pm 0.5\text{mm}$ )



ADMISSIBLE DIN-RAIL: TS35/7.5 OR TS35/15

Terminal Pin No. Assignment

Pin No.	Assignment	Pin No.	Assignment
1,2	-V	5	AC/L
3,4	+V	6	AC/N

■ **Installation Manual**

Please refer to : <http://www.meanwell.com/manual.html>