

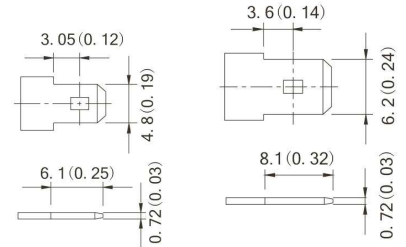
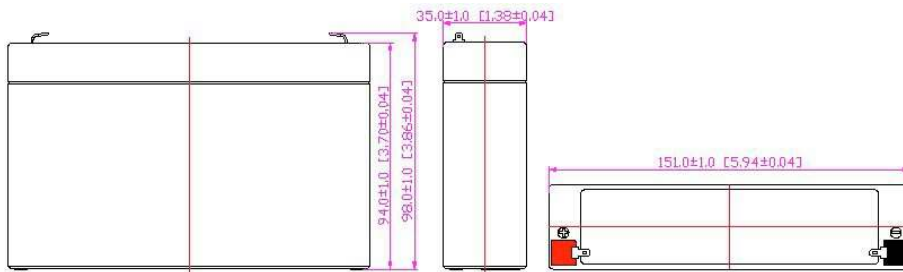
- 100% before shipment testing, stable and reliable long-term quality
- patented grid alloy formula and updated manufacturing technique
- completely sealed and maintenance-free, low self-discharge
- Excellent charging and re-charging acceptance
- Cycle use: More than 260 cycles at 100% DOD
- Floating & standby use: 3-5 years

Application:

- Alarm System
- Cable Television
- Communication Equipment
- Emergency Power System
- Security System
- Medical Equipment
- UPS
- Power tools
- Control Equipment
- Toys

Construction:

- ComponentRaw material
- PositiveLead dioxide
- NegativeLead
- ContainerABS
- CoverABS
- SealantEpoxy
- Safety valve Rubber
- TerminalCopper
- SeparatorFiber glass
- ElectrolyteSulfuric acid

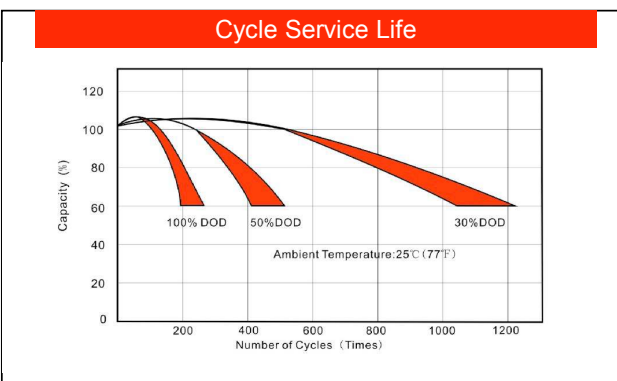
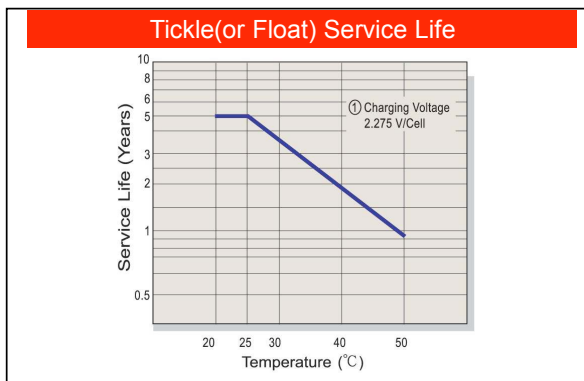
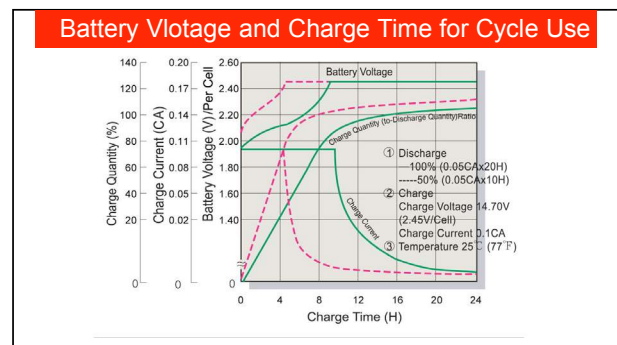
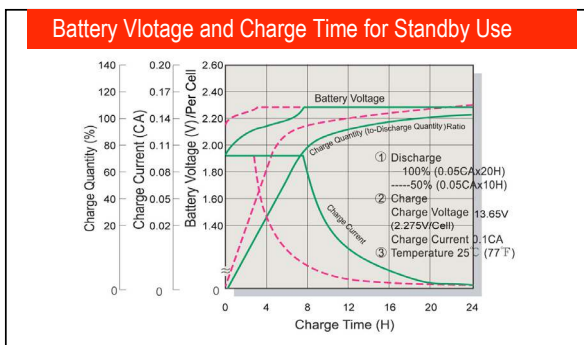
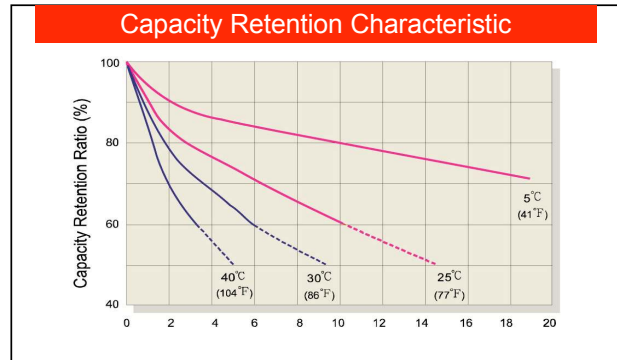
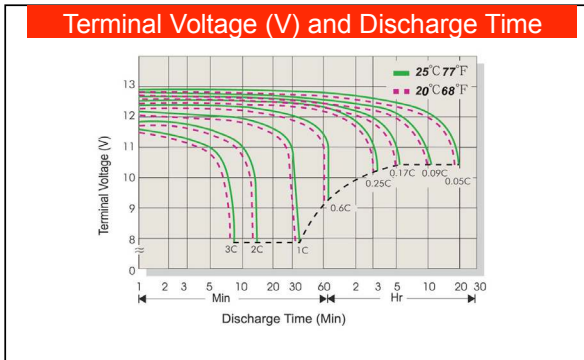


Speification:

F1 Terminal

F2 Terminal

Battery Model	LB7.2-6, 6 V / 7,2 Ah			
Designed Floating Life	3~5 Years			
Capacity (25°C)	20HR(0.35A,5.25V)	10HR(0.677A,5.25V)	5HR(1.33A,5.25V)	1HR(4.54A,5.25V)
	7.00AH	6.77AH	6.65AH	4.54AH
Dimensions	Length	Width	Height	Total Height
	151mm (5.94inch)	35mm (1.38inch)	94mm (3.70inch)	98mm (3.86inch)
Approx. Weight	1.18Kg (2.60lbs) ±5%			
Internal Resistance	Full charged at 25°C : ≤30mΩ			
Self Discharge	2% of capacity declined per month at (25°C)			
Capacity Affected by Temp.(20HR)	40°C	25°C	0°C	-15°C
	102%	100%	85%	65%
Charge Voltage(25°C)	Cycle use		Float use	
	7.20-7.50V(-15mV/°C), max. Current: 2.16A		6.75-6.90V (-10mV/°C)	



Constant Current Discharge(CC,Unit:A) at 25°C(77°F)												
F.V/Time	5Min	10Min	15Min	30Min	1Hr	2Hr	3Hr	4Hr	5Hr	6Hr	10Hr	20Hr
1.85V/Cell	21.33	15.95	11.69	7.63	4.38	2.35	1.94	1.481	1.281	1.023	0.652	0.337
1.80V/Cell	21.74	16.25	11.91	7.78	4.46	2.39	1.98	1.509	1.305	1.042	0.665	0.344
1.75V/Cell	22.14	16.56	12.14	7.93	4.54	2.44	2.01	1.537	1.330	1.062	0.677	0.350
1.70V/Cell	24.14	17.55	12.86	8.24	4.62	2.48	2.05	1.564	1.353	1.081	0.689	0.356
1.67V/Cell	26.57	19.04	13.96	8.70	4.67	2.51	2.07	1.581	1.368	1.092	0.696	0.360
1.60V/Cell	28.79	20.03	14.68	9.08	4.72	2.53	2.09	1.598	1.382	1.104	0.704	0.364
Constant Power Discharge (CP,Unit:W) at 25°C(77°F)												
F.V/Time	5Min	10Min	15Min	30Min	1Hr	2Hr	3Hr	4Hr	5Hr	6Hr	10Hr	20Hr
1.85V/Cell	41.59	31.09	22.79	14.89	8.53	4.58	3.78	2.89	2.50	1.99	1.27	0.66
1.80V/Cell	42.39	31.69	23.23	15.17	8.70	4.67	3.85	2.94	2.55	2.03	1.30	0.67
1.75V/Cell	43.18	32.28	23.67	15.46	8.86	4.75	3.92	3.00	2.59	2.07	1.32	0.68
1.70V/Cell	47.07	34.22	25.08	16.07	9.01	4.84	3.99	3.05	2.64	2.11	1.34	0.69
1.67V/Cell	51.82	37.12	27.21	16.97	9.11	4.89	4.04	3.08	2.67	2.13	1.36	0.70
1.60V/Cell	56.14	39.06	28.63	17.70	9.21	4.94	4.08	3.12	2.70	2.15	1.37	0.71