


# BF 01/02/07/06/05/04: Radial Leads



CPM-83 — (pitch = 5.08mm / 0.200 inches)



## GENERAL DESCRIPTION

- Dielectric: Metallized polyester film (polyethylene terephthalate)
- Stacked-film
- Leads: Radial tin-plated wire
- Protection: Plastic case (UL94: V-O) / Epoxy resin
- Marking: Logo  
Nominal Capacitance  
Tolerance (EIA)  
DC Nominal Voltage  
Example: **T 100 nK 63**
- Delivery Mode: Bulk  
Taped (reel or ammpack)

## STANDARDIZATION

### Generic specifications:

CEI 384-1/CECC 30000/UTE 83100

### Sectional specifications:

CEI 384-2/CECC 30400/UTE 83151

### Complies with special specification:

CECC 30401-063

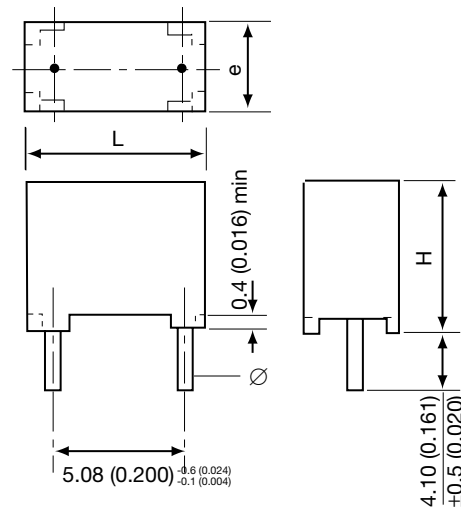
## APPLICATIONS

- Commodity Product:
  - Supply decoupling
  - Filter
  - Integrators
  - Treatment of analog signals
  - Rejection of line perturbations etc.

## DIMENSIONS

millimeters (inches)

Case	L max	H max	e max	$\phi \pm 0.02$
01	7.50 (0.295)	6.50 (0.256)	2.50 (0.098)	0.50 (0.020)
02	7.50 (0.295)	8.00 (0.315)	3.20 (0.126)	0.50 (0.020)
07	7.50 (0.295)	8.00 (0.315)	5.00 (0.197)	0.50 (0.020)
06	7.50 (0.295)	9.60 (0.378)	6.00 (0.236)	0.50 (0.020)
05	7.50 (0.295)	12.0 (0.472)	6.00 (0.236)	0.50 (0.020)
04	7.50 (0.295)	13.0 (0.512)	7.50 (0.295)	0.50 (0.020)



\*L dimension measured 3mm above base of case

## HOW TO ORDER

**BF01**

Type

**4**

Class

PET

**D**

Voltage

63V

**0104**

Capacitance Value

EIA code

**K**

Tolerance

$\pm 10\%$

**--**

Suffix



# BF 01/02/07/06/05/04: Radial Leads



CPM-83 — (pitch = 5.08mm / 0.200 inches)

## PERFORMANCE CHARACTERISTICS

Climatic Category	55/100/56 Performance Class 2
Capacitance Range	$C_R$ 1nF to 2.2 $\mu$ F (E12)
Tolerances on $C_R$	$\pm 5\%$ ; $\pm 10\%$ (other values on request)
Nominal Voltages	VR_ 63/100/250/400V VR~ 40/ 63/160/200V
Category Voltage	$V_c = 0.8V_{R-}$ at 100°C
Test Voltage	$V_e = 1.6V_{R-}/2s$ at 25°C

• Tangent of Loss Angle: D.F.

Measurement Frequency	Capacitance	DF: Performance Category 2
1kHz	$C_R \leq 1\mu F$	$\leq 1.0\%$
100 Hz	$C_R > 1\mu F$	$\leq 1.0\%$

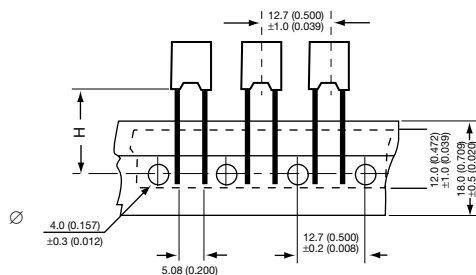
• Insulation Resistance: IR

Measuring Points	$C_R \leq 0.33\mu F$		$C_R > 0.33\mu F$	
	IR min (G $\Omega$ )		IR * $C_R$ min (M $\Omega$ * $\mu F$ )	
	Performance Class 2		Performance Class 2	
Between Terminals	$V_{R-} \leq 100V$	$V_{R-} > 100V$	$V_{R-} \leq 100V$	$V_{R-} > 100V$
	3.75	7.5	1.25	2.5
Between Terminals and Ground	$\geq 30,000 M\Omega$			
	$V_{R-}$			
	63	100	250	400
	(dv/dt) <sub>R</sub> max	38	40	110
		40	110	270

## PACKAGING

millimeters (inches)

	Panasert	Avisert
H	16.5 $\pm$ 0.30 (0.65 $\pm$ 0.012)	19.5 $\pm$ 0.50 (0.768 $\pm$ 0.020)



Thermoadhesive tape ▲

(Other sizes according to standard CEI : 286-2)  
Dimensions: millimeters (inches)

Case	Quantity					
	Reel		Ammopack		Bulk	
Suffix x	DB panasert	DD avisert	DA panasert	DC avisert	USA Std.	Europe / Asia Std.
01	2500		2500		1000	5000
02	1800		2000		1000	3800
07	1200		1250		1000	2500
06	900		1100		1000	1500
05	900		1100		1000	1500
04	750		750		1000	1000

# BF 01/02/07/06/05/04: Radial Leads



CPM-83 — (pitch = 5.08mm / 0.200 inches)

## CAPACITANCE VALUE ( $C_R$ ) and NOMINAL VOLTAGES ( $V_R$ )

Capacitance Range ( $C_R$ )	Reference			
	BF			
	$V_R / V_{R-}$ (V)			
	63/40 (voltage code: D)	100/63 (voltage code: E)	250/160 (voltage code: G)	400/200 (voltage code: I)
1,000 pF	BF01	BF01	BF01	BF01
1,200	BF01	BF01	BF01	BF01
1,500	BF01	BF01	BF01	BF01
1,800	BF01	BF01	BF01	BF01
2,200 pF	BF01	BF01	BF01	BF01
2,700	BF01	BF01	BF01	BF01
3,300	BF01	BF01	BF01	BF01
3,900	BF01	BF01	BF01	BF01
4,700 pF	BF01	BF01	BF01	BF01
5,600	BF01	BF01	BF01	BF01
6,800	BF01	BF01	BF01	BF01
8,200	BF01	BF01	BF01	BF01
10,000 pF	BF01	BF01	BF01	BF01
12,000	BF01	BF01	BF01	BF02
15,000	BF01	BF01	BF01	BF02
18,000	BF01	BF01	BF01	BF02
22,000	BF01	BF01	BF01	BF02
27,000	BF01	BF01	BF01	BF07
33,000	BF01	BF01	BF02	BF07
39,000	BF01	BF01	BF02	BF06
47,000 pF	BF01	BF01	BF02	BF06
56,000	BF01	BF01	BF07	<b>BF04</b>
68,000	BF01	BF01	BF07	<b>BF04</b>
82,000	BF01	BF01	BF07	<b>BF04</b>
100 nF	BF01	BF01	BF07	<b>BF04</b>
120	BF01	BF01	<b>BF06</b>	
150	BF01	BF01	<b>BF06</b>	
180	BF01	BF07/**BF02	<b>BF04</b>	
220 nF	BF01	BF07/**BF02	<b>BF04</b>	
270	BF02	BF07		
330	BF02	BF07		
390	BF07/**BF02	BF07		
470 nF	BF07/**BF02	BF07		
560	BF07	BF05*		
680	BF07	BF05*		
820	BF07	BF05*		
1 $\mu$ F	BF07	BF05		
1.5 $\mu$ F	BF05*			
2.2 $\mu$ F	BF05**			

\*Upon request - no change

\*\*Upon request & only available 50 V ( $U_R$ ) - no change

\*\*\*Case size reduction: BF07 to BF02 - New

**BF04/BF06: New**

NOTICE: Specifications are subject to change without notice. Contact your nearest AVX Sales Office for the latest specifications. All statements, information and data given herein are believed to be accurate and reliable, but are presented without guarantee, warranty, or responsibility of any kind, expressed or implied. Statements or suggestions concerning possible use of our products are made without representation or warranty that any such use is free of patent infringement and are not recommendations to infringe any patent. The user should not assume that all safety measures are indicated or that other measures may not be required. Specifications are typical and may not apply to all applications.



A KYOCERA GROUP COMPANY

## USA

### AVX Myrtle Beach, SC Corporate Offices

Tel: 843-448-9411  
FAX: 843-626-5292

### AVX Northwest, WA

Tel: 360-669-8746  
FAX: 360-699-8751

### AVX North Central, IN

Tel: 317-848-7153  
FAX: 317-844-9314

### AVX Mid/Pacific, MN

Tel: 952-974-9155  
FAX: 952-974-9179

### AVX Southwest, AZ

Tel: 480-539-1496  
FAX: 480-539-1501

### AVX South Central, TX

Tel: 972-669-1223  
FAX: 972-669-2090

### AVX Southeast, NC

Tel: 919-878-6223  
FAX: 919-878-6462

### AVX Canada

Tel: 905-564-8959  
FAX: 905-564-9728

### AVX Limited, England European Headquarters

Tel: ++44 (0) 1252 770000  
FAX: ++44 (0) 1252 770001

### AVX S.A., France

Tel: ++33 (1) 69.18.46.00  
FAX: ++33 (1) 69.28.73.87

### AVX GmbH, Germany - AVX

Tel: ++49 (0) 8131 9004-0  
FAX: ++49 (0) 8131 9004-44

## EUROPE

### AVX GmbH, Germany - Elco

Tel: ++49 (0) 2741 2990  
FAX: ++49 (0) 2741 299133

### AVX srl, Italy

Tel: ++390 (0)2 614571  
FAX: ++390 (0)2 614 2576

### AVX Czech Republic, s.r.o.

Tel: ++420 (0)467 558340  
FAX: ++420 (0)467 558345

## ASIA-PACIFIC

### AVX/Kyocera, Singapore Asia-Pacific Headquarters

Tel: (65) 258-2833  
FAX: (65) 350-4880

### AVX/Kyocera, Hong Kong

Tel: (852) 2-363-3303  
FAX: (852) 2-765-8185

### AVX/Kyocera, Korea

Tel: (82) 2-785-6504  
FAX: (82) 2-784-5411

### AVX/Kyocera, Taiwan

Tel: (886) 2-2696-4636  
FAX: (886) 2-2696-4237

### AVX/Kyocera, China

Tel: (86) 21-6249-0314-16  
FAX: (86) 21-6249-0313

### AVX/Kyocera, Malaysia

Tel: (60) 4-228-1190  
FAX: (60) 4-228-1196

### Elco, Japan

Tel: 045-943-2906/7  
FAX: 045-943-2910

### Kyocera, Japan - AVX

Tel: (81) 75-604-3426  
FAX: (81) 75-604-3425

### Kyocera, Japan - KDP

Tel: (81) 75-604-3424  
FAX: (81) 75-604-3425