

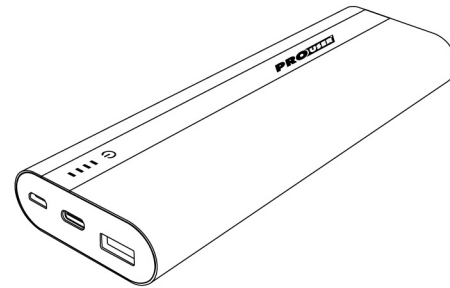
# POWER BANK TANK PLUS



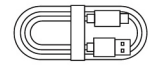
## CONTENTS

- Product Description -----3
- Packing list-----3
- Technical description -----4
- General Information -----5
- Safety -----5
- Usage -----6
- Product Specification -----9
- Cleaning and Maintenance -----9
- Warranty -----10
- Disposal -----10
- EU Declaration of Conformity -----11


## Product Description —Packing list



1 x POWER BANK TANK PLUS

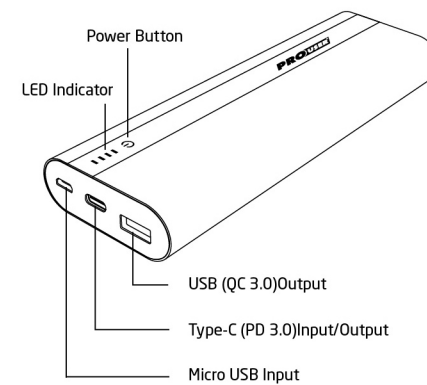


1 x Micro USB / USB Cable



1 x User Manual

## Technical Description



QC stands for quick charge  
PD stands for power delivery

To find out whether your terminal device supports QC and /or PD, please refer to the product information or operating instructions of the device manufacturer or the information available on the Internet.

## General Information

This manual contains information on how to use the power bank and about personal safety when using it. Please carefully read and understand all the instructions before use. Failure to follow all instructions and warnings may result in fire, electric shock or other injury or damage. Please retain the instruction leaflet within this pack for advice on how to safely use and maintain the product and forward it to other users.

Pro-User accepts no liability for direct or indirect damage caused by faulty assembly or connection, a faulty usage, a usage of altered units or units that are known as damaged, a usage for purposes other than described and especially caused by failure to follow these instructions.

### Safety

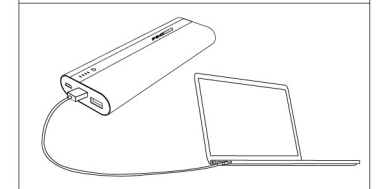
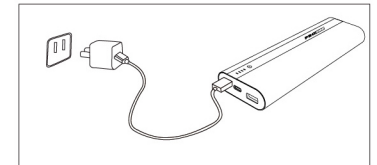
- Electrical devices are not toys. Keep the product away from children.
- Only use the product as intended and for purposes described in the manual.
- After opening the package, examine all parts for visible damage. If you have found any damage, please contact the company you purchased this unit from.
- Do not throw, tap or shake the product.
- Do not attempt to disassemble the product.
- Do not damage or puncture the casing of the power bank. This may cause over-heating, fire or an explosion.
- Do not overcharge the product or allow the battery to completely discharge.
- Do not put any bank cards or similar cards with magnetic strips, or other magnetically sensitive objects, on the product. The data on the cards could be damaged or deleted.
- Do not dispose of the power bank in a fire because they may explode.
- Do not attempt to charge the product with battery exposed or case broken, and do not charge the product that are incompatible with this product.

- When stored over a long period of time, batteries should be charged regularly (at least every three months).
- Avoid storing, charging or using batteries in extreme temperatures.
- When charging, the environment temperature shall not be more than 40°C.

### Usage

Charging the power bank:

1. Use the charging cable supplied or other Type-C cable to charge the power bank from an AC adapter, or from any other USB resources.
2. Charge the Power Bank fully before using it for the first time.
3. In order to obtain the maximum charging power, it is recommended to use a PD charger with Type-C to Type-C cable.



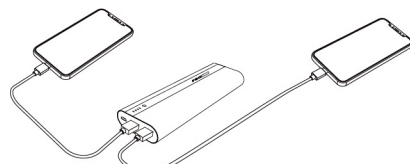
### Charging other devices using the power bank:

1. Connect one end of the suitable cable to your smart phones or digital device, and the other end of cable to the power bank.
2. Press the power button, the LED indicator shows the remaining power, then charging will commence automatically.
3. The power bank can charge two devices at the same time.
4. When charging is complete, please unplug the cable(s) in time.
5. This power bank supports fast charging and is suitable for QC or PD compatible devices for optimized charging. That means the charger recognizes the connected terminal device and supplies it with the optimal current to minimize charging time.
6. To stop charging, you can press the power button twice. Or simply pull out the charging device, then the power bank will turn off automatically.

### NOTE:

This power bank has pass through function, i. e. it can charge other devices while it is charging.

During discharging, simply press the power button once to know the remaining battery capacity whenever needed. When in low-battery mode, white LED indicator will start flashing, then please charge the power bank as soon as possible.



### Indicator Status:

Mode	LED Indicator
Self-charging	Charging: flashing
	Complete charged: always on
Discharging	* Green light means fast charge, white light means normal charge.
	Short-lived on, then always off
Capacity status	No power: always off
	Full power: short-lived on Less power: flashing

### ⚠ WARNING

1. Only use suitable charging devices or USB connections for charging.
2. Never connect the charging cable of the Power Bank to both the input and output at the same time. This could damage the battery.

## Product Specification

Size: approx. 172\*61\*22mm  
Color: Black  
Charging cable: Length approx. 300mm, Micro USB to USB cable  
Material: Aluminum alloy + PC + ABS  
Input 1 (Micro USB): 5V ~2A, 9V ~2A, 12V ~1.5A  
Input 2 (Type-C PD 3.0): 5V ~2.4A, 9V ~2A, 12V ~1.5A  
Output 1 (Type-C PD 3.0): 5V ~2.4A, 9V ~2A, 12V ~1.5A  
Output 2 (USB QC 3.0): 5V~6.5V~3A, 6.5V~9V~2A, 9V~12V~1.5A  
Max. Output Power: 18W  
Capacity: approx. 20,000mAh  
Working temperature: 0°C to 40°C  
Electrical Safeguards: Protection against: overheat, overcharge, overcurrent

This product may be operated in EU countries.



### Cleaning and Maintenance

- Please keep the product dry. If the product is wet, please use a soft cloth to wipe it clean as soon as possible.
- Please use the clean, soft and dry cloth or brush to clean the surface of the product.
- When not in use, please store the product in a dry environment and protect it from direct sunlight, heat and moisture.

## Warranty

Pro-User warrants this product for a period of 12 months from the date of purchase to the original purchaser. Warranty is not transferable. Warranty covers defect against workmanship and materials only. To obtain warranty service, please return the unit to the place of purchase or authorized Pro-User dealer together with your proof of purchase. The warranty is void if the product has been damaged or not used as described in this manual. Warranty is void if a non-authorized repair has been performed. Pro-User makes no other warranty expressed or implied. Pro-User is only responsible for repair or replacement (at Pro-Users' Discretion) of the defective product and is not responsible for any consequential damage or inconvenience caused by the defect.

### Disposal

Disposing of the packaging  
Sort the packaging before you dispose of it.  
Please dispose different packaging materials in a correct way.

Disposing of the product  
The product is classed as Electrical or Electronic Equipment and should not be disposed of with other household or commercial waste at the end of its working life. Please recycle where facilities exist. Ask your local authority or retailer for recycling advice.

## EU Declaration of Conformity

**EG –Konformitätserklärung**  
**EU –Declaration of Conformity**

Hiermit bestätigen wir, dass das nachfolgend bezeichnete Gerät den angegebenen Richtlinien entspricht.  
We herewith confirm that the appliance as detailed below complies with the mentioned directives.

Artikelname: PB20 Powerbank Tank Plus 20000 mAh  
Artikelnummer: 20178  
Artikelnummer: 20178  
Produktbeschreibung: Powerbank 20000mAh schwarz / black  
Produktbeschreibung: Powerbank 20000mAh schwarz / black  
Marke: Pro User  
Trade Mark: Pro User  
Hersteller: Pro-User Europe GmbH, Seestrassen 19, 83253 Rimsting, Germany  
Manufacturer: Pro-User Europe GmbH, Seestrassen 19, 83253 Rimsting, Germany

**Einschlägige EG-Richtlinien**  
Governing EU-directives / directives CE concernées:

<input checked="" type="checkbox"/> 1. Elektromagnetische Verträglichkeit (EMV) Electromagnetic compatibility (EMC) 2014/30/EU	<input type="checkbox"/> 2. Niederspannungs-Richtlinie Low voltage directive 2014/35/EU
<input type="checkbox"/> 3. Funkanlagen und Telekommunikations-einrichtungen (RED) Radio and Telecommunication Terminal Equipment (RED) 2014/53/EU	<input checked="" type="checkbox"/> 4. RoHS-Richtlinie RoHS Directive 2011/65/EU (method EN62321)

**Harmonisierte EN-Normen**  
harmonised EN-standards

Dieser Artikel entspricht folgenden, zur Erlangung des CE-Zeichens erforderlichen Normen:  
The article complies with the standards as mentioned below which are necessary to obtain the CE-symbol.

Zu 1.  
EN 55032  
EN 55035

Die alleinige Verantwortung für die Ausstellung dieser Konformitätserklärung trägt Pro-User Europe GmbH.  
This declaration of conformity is issued under the sole responsibility of Pro-User Europe GmbH

Unterschrift & Firmenstempel  
Signature & Company Stamp

Stellung im Betrieb / Position:  
A. Beitz, Geschäftsführer  
Managing Director

Ausstellungsdatum:  
Date of issue: 02.11.2019

**PROUSER** Pro-User Europe GmbH, Seestrassen 19, 83253 Rimsting, Germany



POWER BANK TANK PLUS  
Model: 20178-Black  
Max. Output Power: 18W  
Batch: AP/11  
www.pro-user.com

© pro-user  
**PROUSER**  
Seestrassen 19  
83253 Rimsting  
Germany  
www.pro-user.com

390C	尺寸: 成品 7x10cm	2019.11.05
877C	纸张: 100克铜版纸	
	工艺: 正反印刷	