

INSTALLATION INSTRUCTION

LED SOLAR FLOODLIGHT



Time switch



Intelligent light control



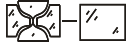
Wireless remote control

02 YEAR WARRANTY*

INTRODUCTION & WARRANTY

Thank you for selecting and buying V-TAC product. V-TAC will serve you the best. Please read these instructions carefully before starting the installing and keep this manual handy for future reference. If you have any another query, please contact our dealer or local vendor from whom you have purchased the product. They are trained and ready to serve you at the best. The warranty is valid for 2 years from the date of purchase. The warranty does not apply to damage caused by incorrect installation or abnormal wear and tear. The company gives no warranty against damage to any surface due to incorrect removal and installation of the product. This product is warranted for manufacturing defects only

WARNING!

- Please make sure to turn off the power before starting the installation.
- The light source of this luminaire is not replaceable; when the light source reaches its end of life the whole luminaire shall be replaced.
- If the external flexible cable or cord of this luminaire is damaged, it shall be exclusively replaced by the manufacturer or his service agent or a similar qualified person in order to avoid a hazard.
- Replace any cracked protective shield. 
- Install only by certified Electrician.




This marking indicates that this product should not be disposed of with other household wastes.

Application - Building Façade, Sports Facilities, Industrial, Commercial Bill Boards & Hoardings, Parking Lots etc

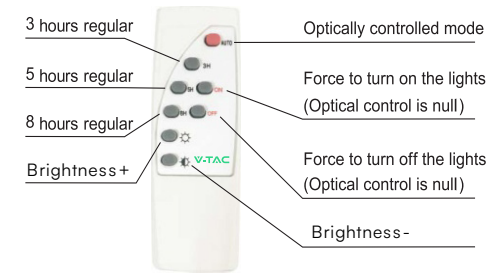
TECHNICAL DATA:

Model	Solar Panel	Lumens	BeamAngle	IP Rating	Operation Temperature	Battery Type	Charging Time	Working Time	Input Power	Dimension	Installation Height
VT-25W	12W	550	120	IP65	-20°C to +45°C	5000mAh	4 Hours	8 Hours	DC:3.2V	206x54x148mm	4-6 Meters
VT-40W	16W	1050	120	IP65	-20°C to +45°C	10000mAh	4 Hours	8 Hours	DC:3.2V	255x68x190mm	4-6 Meters
VT-60W	20W	1650	120	IP65	-20°C to +45°C	20000mAh	4 Hours	8 Hours	DC:3.2V	284x76x223mm	4-6 Meters
VT-100W	35W	2450	120	IP65	-20°C to +45°C	30000mAh	4 Hours	8 Hours	DC:3.2V	335x86x250mm	4-6 Meters
VT-200W	40W	3100	120	IP65	-20°C to +45°C	40000mAh	4 Hours	8 Hours	DC:3.2V	360x90x290mm	4-6 Meters
VT-300W	50W	4200	120	IP65	-20°C to +45°C	50000mAh	4 Hours	8 Hours	DC:3.2V	445x110x380mm	4-6 Meters

PARTS INCLUDED

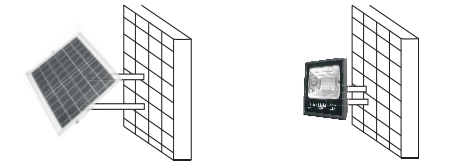


REMOTE CONTROL



INSTALLATION

- Use 2 expansion screws to fix the solar panels on the wall
- Use 2 expansion screws to all fix the solar lamp on the w



NOTE: The battery must be fully charged before using 3-5 rainy days



- Plug the twist after the twist cap

INSTALLATION GUIDE:

- Before installing please remove all the parts to check if all are in good condition or not.
- The luminaire is connected to the solar panel against the sun light. Please makes sure the solar panel is adjusted in correct angle in order to receive sunlight.
- The remote control is designed with an operation distance of 8-15m
- The lamp comes with two inflated studs as shown in the parts included section.
 - The solar panel Angle must be adjusted in correct direction to receive sunlight.
 - Lamps cannot be installed in low-lying areas, so as not to soak;
- Plug the male and female plugs and tighten the waterproof cap and install it.
- After installation test the light using the remote control.

MAINTENANCE & WARNING

- Do not use solvents, petrol, etc. Otherwise the light will be damaged.
- Clean the light with a dry, lint-free cloth.
- Check the solar panel for dirt regularly. If dirt or is present remove it to guarantee flawless function of the product.
- Especially during the winter, keep the product free from snow and ice.
- Confirm installation direction is correct (solar panel should be at top)
- Confirm no objects blocking the solar panel to receive sunlight
- Keep away from the fire.
- Don't immerse in the water

IN CASE OF ANY QUERY/ISSUE WITH THE PRODUCT, PLEASE REACH OUT TO US AT:
SUPPORT@V-TAC.EU
FOR MORE PRODUCTS RANGE, INQUIRY PLEASE CONTACT OUR DISTRIBUTOR OR NEAREST DEALERS. V-TAC EUROPE LTD. BULGARIA, PLOVDIV 4000, BUL.L.KARAVELOW 9B

