

1250 Rocker Switches 10A 250Vac

rocker switches

Approvals and specifications



10(6)A 250Vac T100
6A 400Vac T100
1A 30Vdc



UL CSA 10A 250Vac
UL CSA 16A 250Vac Resistive
UL CSA 125Vac 1/2hp
UL CSA 1A 30Vdc
UL 100°C, file E45221, CSA file LR10990

3mm contact gap
 Technical data on pages 4 & 5

- ▶ Standard rocker switch
- ▶ Double pole in single pole body
- ▶ Snap in or sub panel mount
- ▶ Integral terminal barrier
- ▶ Push on or PCB terminals
- ▶ High inrush tolerance
- ▶ Panel cut out:
 27.2 x 12.4 (snap in)
 26.3 x 12.4 (sub panel mount)



C1250AP ---

C1250AN ---

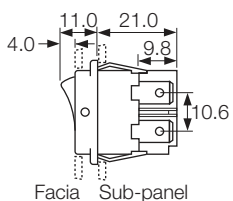
C 1250 A P - - -

TERMINAL FUNCTION ROCKER BODY PRINT, COLOUR, ETC

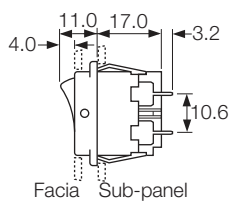
▶ TERMINAL	▶ FUNCTION	▶ ROCKER	▶ BODY	▶ OPTIONS
<p>C</p> <p>6.3 x 0.8</p>	<p>On when pressed over terminal 1</p> <p>1250</p> <p>ON - OFF Double pole</p> <p>Poles are 9.0mm between centres.</p>	<p>A Curved</p> <p>Shown in N body</p>	<p>N</p> <p>Panel cut-out</p> <p>Sub-panel</p> <p>Panel thickness 0.75-1.24 1.25-1.99 2.00-3.00</p> <p>Dim X 26.1/26.2 26.3/26.4 26.7/26.8</p> <p>Bezel</p>	<p>Finish Matt finish only.</p> <p>Colour Call sales for custom colours. A full range is available for large orders.</p> <p>Legend printing Select from the examples or call sales for custom legend.</p> <p>Connector housing available F1344 To aid wire harness assembly. Contact sales for suggested terminals.</p>
<p>X</p> <p>PCB 0.8sq (N body only)</p>	<p>On when pressed over terminal 1</p> <p>1250SP</p> <p>ON - OFF Single pole</p>	<p>P</p> <p>Shown in P body</p>	<p>P</p> <p>Panel cut-out</p> <p>Panel thickness 0.75-3.00</p> <p>Bezel</p> <p>Cut-outs must be punched in the direction of insertion</p>	

Dimensions (mm)

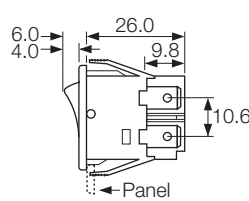
1250AN (C terminals shown)



1250AN (X terminals shown)



1250AP (C terminals shown)



Connector Housing F1344

