

**EV** Ultra Low Impedance

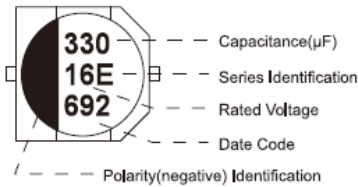


- Endurance: 105°C, 2000 hours
- Recommended Applications: Applying to media (TV, video, audio), monitor /computer, Communication Power industry, car, electricity meter industry, car, electricity meter
- Corresponding product to RoHS

**Specifications**

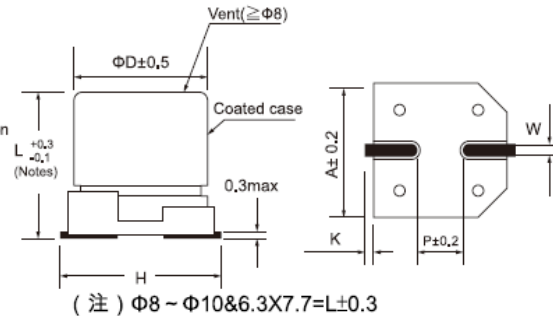
Item	Characteristics																											
Category Temperature Range	-55 ~ +105°C																											
Rated Voltage Range	6.3~ 50VDC																											
Rated Capacitance Range	4.7 ~ 1500 μF																											
Capacitance Tolerance	± 20 % at 120Hz , 20°C																											
Leakage Current (20°C)	± 20 % at 120Hz , 20°C I ≤ 0.01CV or 3 μA , whichever is greater. (After rated voltage applied for 2 minutes)																											
Dissipation Factor(MAX) (tan δ) (120Hz ,20°C)	I : Max. leakage current ( μA ), C : Nominal capacitance ( μF ), V : Rated voltage (V) Shown in the table of standard rating																											
Low Temperature Stability Impedance Ratio (MAX)	<table border="1"> <thead> <tr> <th rowspan="2">WV Z(120HZ)</th> <th colspan="6">WV</th> </tr> <tr> <th>6.3</th> <th>10</th> <th>16</th> <th>25</th> <th>35</th> <th>50</th> </tr> </thead> <tbody> <tr> <td>Z(-25°C) / Z(20°C)</td> <td>2</td> <td>2</td> <td>2</td> <td>2</td> <td>2</td> <td>2</td> </tr> <tr> <td>Z(-40°C) / Z(20°C)</td> <td>3</td> <td>3</td> <td>3</td> <td>3</td> <td>3</td> <td>3</td> </tr> </tbody> </table>	WV Z(120HZ)	WV						6.3	10	16	25	35	50	Z(-25°C) / Z(20°C)	2	2	2	2	2	2	Z(-40°C) / Z(20°C)	3	3	3	3	3	3
WV Z(120HZ)	WV																											
	6.3	10	16	25	35	50																						
Z(-25°C) / Z(20°C)	2	2	2	2	2	2																						
Z(-40°C) / Z(20°C)	3	3	3	3	3	3																						
Endurance	<p>After applying rated voltage for 2000hrs at 105°C ,Stay back to 20 °C temperature measurement,the capacitors shall meet the following requirements.</p> <table border="1"> <tr> <td>Capacitance Change</td> <td>Within ±30% of the initial value</td> </tr> <tr> <td>Dissipation Factor</td> <td>Not more than 200% of the specified value</td> </tr> <tr> <td>Leakage Current</td> <td>Not more than the specified value</td> </tr> </table>	Capacitance Change	Within ±30% of the initial value	Dissipation Factor	Not more than 200% of the specified value	Leakage Current	Not more than the specified value																					
Capacitance Change	Within ±30% of the initial value																											
Dissipation Factor	Not more than 200% of the specified value																											
Leakage Current	Not more than the specified value																											
Shelf Life	After placed at 105°C without voltage applied for 1000 hours,Stay back to 20 °C temperature measurement, the capacitor shall meet the same requirement as Endurance.																											

**MARKING**

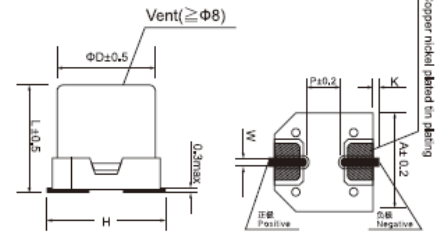


**Dimensions [mm]**

● General structure



● Vibration resistant structure



Dimensions	ΦD	L	A	H	W	P	K
B01	4.0	5.4	4.3	5.5 Max	0.65±0.1	1.0	0.35+0.15/-0.2
C01	5.0	5.4	5.3	6.5 Max	0.65±0.1	1.5	0.35+0.15/-0.2
E01	6.3	5.4	6.6	7.8 Max	0.65±0.1	1.8	0.35+0.15/-0.2
E04	6.3	7.7	6.6	7.8 Max	0.65±0.1	1.8	0.35+0.15/-0.2
G03	8.0	10.2	8.3	10.0 Max	0.90±0.2	3.1	0.70±0.20
G02	8.0	6.2	8.3	9.5 Max	0.65±0.1	2.2	0.35+0.15/-0.2
H03	10.0	10.2	10.3	12.0 Max	0.90±0.2	4.6	0.70±0.20

**Multiplier for Ripple Current**

Frequency (Hz)	120	1K	10K	100K
Coefficient	0.70	0.80	0.90	1.00

■ STANDARD RATINGS

Rated Voltage (SurageVoltage) (V)	Cap (μ F)	Case size Φ DxL(mm)	tan δ	Ripple current (mA/rms 105°C 100KHz)	Impedance (Ω,20°C) (100KHz)	Rated Voltage (SurageVoltage) (V)	Cap (μ F)	Case size Φ DxL(mm)	tan δ	Ripple current (mA/rms 105°C 100KHz)	Impedance (Ω,20°C) (100KHz)
6.3(8)	22	4x5.4	0.26	90	1.93	16 (20)	220	8x10.2	0.16	370	0.22
	33	4x5.4	0.26	90	1.93		330	8x10.2	0.16	600	0.16
	47	4x5.4	0.26	90	1.93		470	8x10.2	0.16	600	0.16
		5x5.4	0.26	160	1.00		560	10x10.2	0.16	650	0.15
	100	5x5.4	0.26	160	1.00		680	10x10.2	0.16	850	0.08
		6.3x5.4	0.26	240	0.52	25 (32)	10	4x5.4	0.14	90	1.93
	150	6.3x5.4	0.26	240	0.52		5x5.4	0.14	95	1.80	
		6.3x7.7	0.26	240	0.30		22	5x5.4	0.14	160	1.00
	220	6.3x7.7	0.26	240	0.30		33	5x5.4	0.14	160	1.00
		8x6.2	0.26	240	0.30		33	6.3x5.4	0.14	240	0.52
	330	6.3x7.7	0.26	280	0.34		47	6.3x5.4	0.14	240	0.52
		8x6.2	0.26	290	0.32		47	6.3x7.7	0.14	260	0.45
	470	8x10.2	0.26	600	0.16		68	6.3x5.4	0.14	240	0.34
	680	8x10.2	0.26	600	0.16		100	6.3x7.7	0.14	280	0.16
	1000	8x10.2	0.26	600	0.16		100	8X6.2	0.14	280	0.34
1500	10x10.2	0.26	850	0.08	150	8x10.2	0.14	600	0.16		
10 (13)	22	4x5.4	0.19	90	1.93	220	8x10.2	0.14	600	0.16	
	33	4x5.4	0.19	90	1.93	330	8x10.2	0.14	600	0.16	
		5x5.4	0.19	160	1.00	470	10x10.2	0.14	850	0.08	
	47	6.3x5.4	0.19	190	0.52	35 (44)	4.7	4x5.4	0.12	90	1.93
	100	6.3x5.4	0.19	190	0.52		10	4x5.4	0.12	90	1.93
	150	6.3x5.4	0.19	200	0.52		10	5x5.4	0.12	160	1.00
		6.3x7.7	0.19	240	0.34		22	5x5.4	0.12	160	1.00
	220	6.3x7.7	0.19	280	0.34		22	6.3x5.4	0.12	200	0.80
		8x6.2	0.19	280	0.34		33	6.3x5.4	0.12	240	0.52
	330	8x10.2	0.19	600	0.16		47	6.3x5.4	0.12	240	0.52
	470	8x10.2	0.19	600	0.16		47	6.3x7.7	0.12	280	0.34
	680	10x10.2	0.19	600	0.12		68	6.3x7.7	0.12	280	0.34
	820	10x10.2	0.19	850	0.08		100	6.3x7.7	0.12	280	0.34
	1000	10x10.2	0.19	850	0.08	100	8x10.2	0.12	600	0.16	
	1200	10x10.2	0.19	850	0.08	150	8x10.2	0.12	600	0.16	
16 (20)	3.3	4x5.4	0.16	60	3.00	220	8x10.2	0.12	600	0.16	
	10	4x5.4	0.16	90	1.93	330	10x10.2	0.12	850	0.08	
	22	4x5.4	0.16	90	1.93	50 (63)	10	5X5.4	0.12	60	2.90
		5x5.4	0.16	160	1.00		22	6.3x5.4	0.12	70	2.60
	33	5x5.4	0.16	160	1.00		22	6.3x5.4	0.12	70	2.00
	47	5x5.4	0.16	160	1.00		33	6.3x7.7	0.12	170	0.80
		6.3x5.4	0.16	240	0.52		47	6.3x7.7	0.12	170	1.30
	68	6.3x5.4	0.16	240	0.52		47	8X6.2	0.12	170	1.30
	100	6.3x5.4	0.16	240	0.52		100	8x10.2	0.12	300	0.40
		6.3x7.7	0.16	280	0.34		100	10x10.2	0.12	400	0.40
	150	6.3x7.7	0.16	280	0.34		150	10x10.2	0.12	400	0.35
		6.3x7.7	0.16	280	0.34		220	10x10.2	0.12	500	0.30
	220	8x6.2	0.16	280	0.34						