

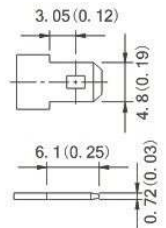

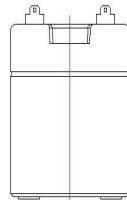
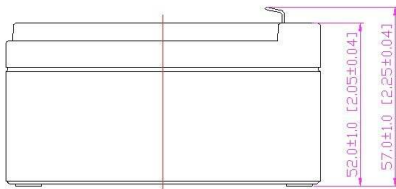
- 100% before shipment testing, stable and reliable long-term quality
- patented grid alloy formula and updated manufacturing technique
- completely sealed and maintenance-free, low self-discharge
- Excellent charging and re-charging acceptance
- Cycle use: More than 260 cycles at 100% DOD
- Floating & standby use: 3-5 years

Application:

- Alarm System
- Cable Television
- Communication Equipment
- Emergency Power System
- Security System
- Medical Equipment
- UPS
- Power tools
- Control Equipment
- Toys

Construction:

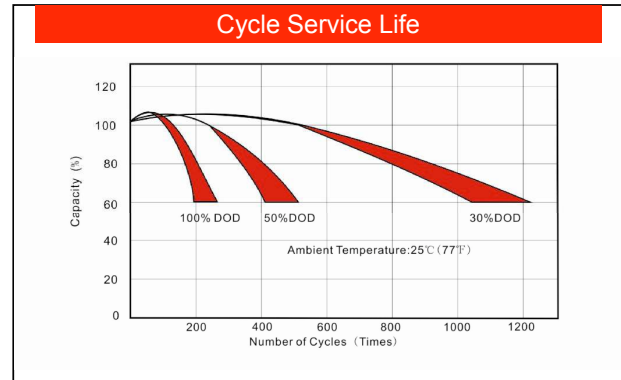
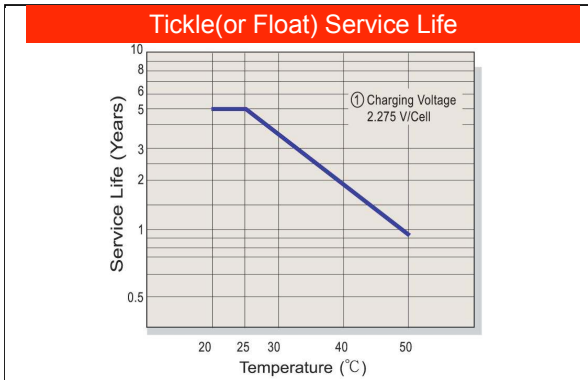
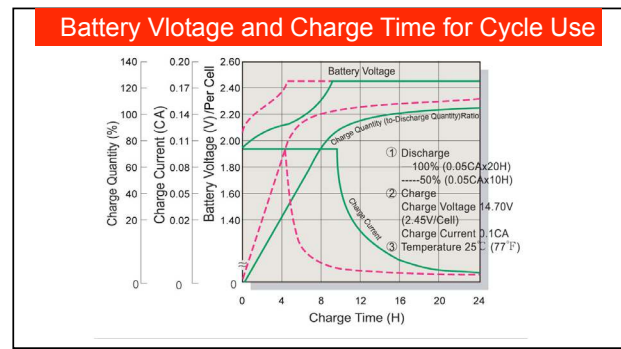
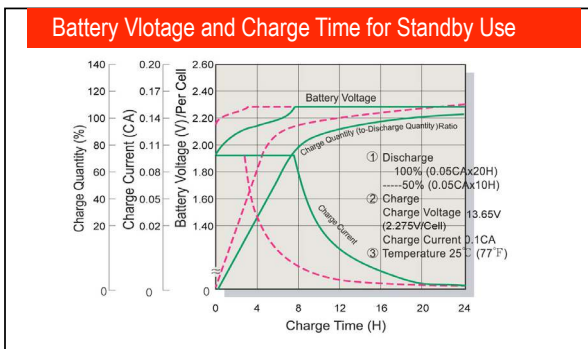
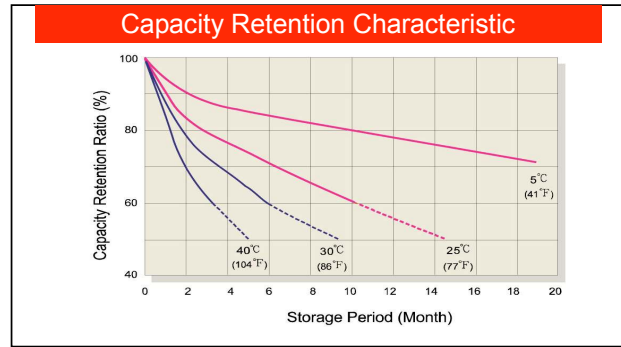
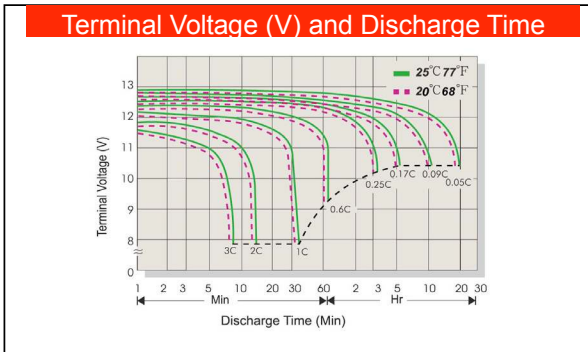
- ComponentRaw material
- PositiveLead dioxide
- NegativeLead
- ContainerABS
- CoverABS
- SealantEpoxy
- Safety valve Rubber
- TerminalCopper
- SeparatorFiber glass
- ElectrolyteSulfuric acid



F0 Terminal

Speifcation:

Battery Model	LB1.3-12, 12 V / 1,3 Ah			
Designed Floating Life	3~5 Years			
Capacity (25°C)	20HR(0.065A,10.5V)	10HR(0.12A,10.5V)	5HR(0.23A,10.5V)	1HR(0.78A,10.5V)
	1.30AH	1.20AH	1.15AH	0.78AH
Dimensions	Length	Width	Height	Total Height
	97mm (3.82inch)	45mm (1.77inch)	52mm (2.05inch)	57mm (2.24inch)
Approx. Weight	0.57Kg (1.26 lbs) ± 5%			
Internal Resistance	Full charged at 25°C : ≤160mΩ			
Self Discharge	2% of capacity declined per month at (25°C)			
Capacity Affected by Temp.(20HR)	40°C	25°C	0°C	-15°C
	102%	100%	85%	65%
Charge Voltage(25°C)	Cycle use		Float use	
	14.4-15.0V(-30mV/°C), max. Current: 0.39A		13.6-13.8V (-20mV/°C)	



Constant Current Discharge (CC, Unit: A) at 25°C (77°F)												
F.V/Time	5Min	10Min	15Min	30Min	1Hr	2Hr	3Hr	4Hr	5Hr	6Hr	10Hr	20Hr
1.85V/Cell	3.59	2.65	1.92	1.29	0.75	0.43	0.33	0.262	0.225	0.184	0.120	0.063
1.80V/Cell	3.65	2.70	1.96	1.32	0.76	0.44	0.33	0.267	0.230	0.187	0.123	0.064
1.75V/Cell	3.72	2.75	1.99	1.34	0.78	0.45	0.34	0.273	0.234	0.191	0.125	0.065
1.70V/Cell	4.06	2.91	2.11	1.40	0.79	0.45	0.35	0.277	0.238	0.194	0.127	0.066
1.67V/Cell	4.47	3.16	2.29	1.47	0.80	0.46	0.35	0.280	0.241	0.196	0.129	0.067
1.60V/Cell	4.84	3.33	2.41	1.54	0.81	0.46	0.35	0.283	0.243	0.198	0.130	0.068
Constant Power Discharge (CP, Unit: W) at 25°C (77°F)												
F.V/Time	5Min	10Min	15Min	30Min	1Hr	2Hr	3Hr	4Hr	5Hr	6Hr	10Hr	20Hr
1.85V/Cell	6.99	5.16	3.74	2.52	1.46	0.84	0.64	0.51	0.44	0.36	0.23	0.12
1.80V/Cell	7.13	5.26	3.82	2.57	1.49	0.85	0.65	0.52	0.45	0.37	0.24	0.12
1.75V/Cell	7.26	5.36	3.89	2.62	1.52	0.87	0.67	0.53	0.46	0.37	0.24	0.13
1.70V/Cell	7.91	5.68	4.12	2.72	1.55	0.89	0.68	0.54	0.46	0.38	0.25	0.13
1.67V/Cell	8.71	6.17	4.47	2.87	1.56	0.90	0.68	0.55	0.47	0.38	0.25	0.13
1.60V/Cell	9.44	6.49	4.70	3.00	1.58	0.90	0.69	0.55	0.47	0.39	0.25	0.13