

LogiLink®

Notebook Security Lock with Combination Code

Art. No.: NBS002



Keep your notebook safe with combination code!

Specification:

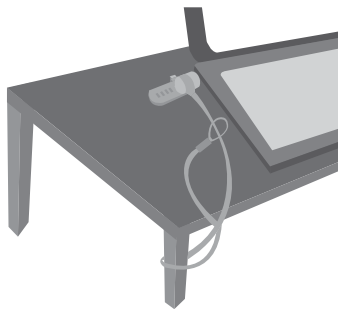
- » Easy for security standard slot
- » Cable color transparent
- » Cable length 1.5 m

Instructions for Use:

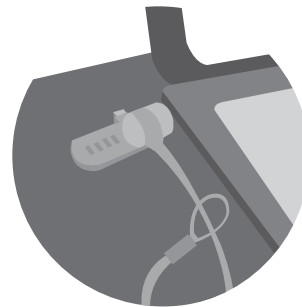
To set your personal combination, follow these steps:

1. Push the number-adjusting rod of lock inward (The original number is 0-0-0-0).
2. Set your secret combination by turning the dials.
3. Decontrol number-adjusting rod and let it to return to the original position.
4. Make sure you note your code carefully and check that the lock functions correctly.

If you want to change to a new combination, repeat steps 1-4.



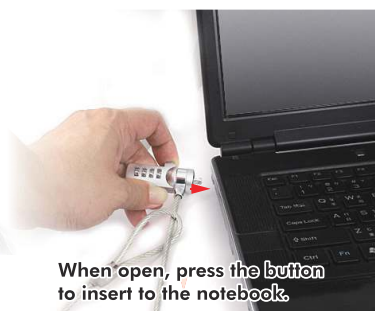
twirl the cable
around a firm object



secure the lock with
combination code



Press to adjust the code



When open, press the button
to insert to the notebook.



NBS002



4 260113 565377

Made in China



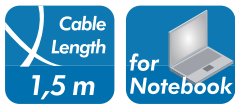
RoHS
compliant

* The specifications and pictures are subject to change without notice.
* All trade names referenced are the registered namework of their respective owners.

LogiLink®

Notebook Security Lock with Combination Code

Art. No.: NBS002



Package Contents:

- » 1 x Notebook Security Lock

Package Informations:

- » Packing Dimension: 173 x 260 x 25mm
- » Packing Weight: 0.19kg
- » Carton Dimension: 520 x 366 x 285mm
- » Carton Q'ty: 40pcs
- » Carton Weight: 8kg



RoHS
compliant

* The specifications and pictures are subject to change without notice.
* All trade names referenced are the registered namework of their respective owners.

Best Connectivity