

1 2 3 4 5 6 7 8 9 10 11 12 13 14

A

B

C

D

E

F

G

H

I

J

A

B

C

D

E

F

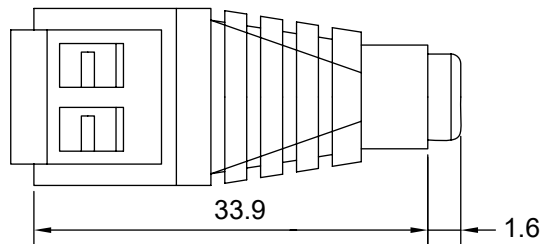
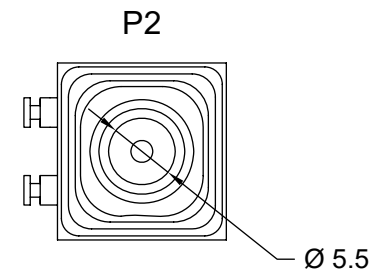
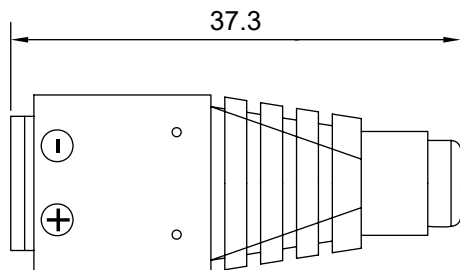
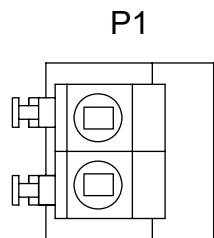
G

H

I

J

**Anschlussdiagramm / Wiring diagram**



**Terminal Block 2-pin > DC-Buchse (5.50 x 2.10 mm)**

- für die schnelle Verdrahtung mit abisolierten Kabelenden
- für Testaufbauten, den Audio-Hobbybereich, DIY, die Alarmtechnik sowie den AV-Bereich
- Pluspol innen, Minuspol außen
- Kontaktabstände: 5 mm

Anschlüsse: DC-Buchse (5,50 x 2,10 mm)  
Terminal Block 2-pin

Material DC-Buchse: ABS, Eisen (vernickelt)

Material Gehäuse: PVC

Material Terminal Block: ABS, Eisen

**Terminal Block 2-pin > DC female (5.50 x 2.10 mm)**

- for fast wiring with stripped cable ends
- for test set-ups, audio purposes of hobbyists, DIY and alarm systems
- positive pole inside, negative pole outside
- contact pitch: 5 mm

Connectors: DC female (5.50 x 2.10 mm)  
terminal block 2-pin

Material DC female: ABS, iron (nickel-plated)

Material molding: PVC

Material terminal block: ABS, iron

**Änderungen**

Datum	Name	gez.:	Datum	Name
		ir	10.08.2022	ir
		aw	10.08.2022	aw
		Norm:		
Änderungen vorbehalten / Subject to change				

Bezeichnung  
**TERMINAL ADAPTER DC**  
**Female Jack 5.5x2.1 push-down**  
 Zeichnungs-Nr.:  
**76749**



Blatt

**1/1**

von

1 2 3 4 5 6 7 8 9 10 11 12 13 14

6