

PC123/PC123F

* DIN-VDE0884 approved type (PC123Y/PC123FY) is also available as an option.

■ Features

1. Conform to European Safety Standard
2. Internal isolation distance: 0.4mm or more
3. High collector-emitter voltage (V_{CEO} : 70V)
4. Long creepage distance type
5. Recognized by UL (No. E64380)
 - Approved by VDE (DIN-VDE83601)
 - Approved by BSI (BS415 No. 7087, BS7002 No. 7409)
 - Approved by SEMCO (No. 9216212)
 - Approved by DEMCO (No. 108954)
 - Approved by EI (No. 155030)
 - Recognized by CSA (No. CA95323)

■ Model Line-up

Model No.	*Creepage distance	*Clearance distance
PC123	6.4mm or more	6.4mm or more
PC123F	8mm or more	8mm or more

* Between input and output

■ Applications

1. Power supplies
2. OA equipment

■ Absolute Maximum Ratings

($T_a=25^\circ\text{C}$)

	Parameter	Symbol	Rating	Unit
Input	Forward current	I_F	50	mA
	*1 Peak forward current	I_{FM}	1	A
	Reverse voltage	V_R	6	V
	Power dissipation	P	70	mW
Output	Collector-emitter voltage	V_{CEO}	70	V
	Emitter-collector voltage	V_{ECO}	6	V
	Collector current	I_C	50	mA
	Collector power dissipation	P_C	150	mW
	Total power dissipation	P_{tot}	200	mW
*2	Isolation voltage	$V_{iso (rms)}$	5	kV
	Operating temperature	T_{opr}	-30 to +100	$^\circ\text{C}$
	Storage temperature	T_{stg}	-55 to +125	$^\circ\text{C}$
*3	Soldering temperature	T_{sol}	260	$^\circ\text{C}$

*1 Pulse width $\leq 100\mu\text{s}$, Duty ratio: 0.001

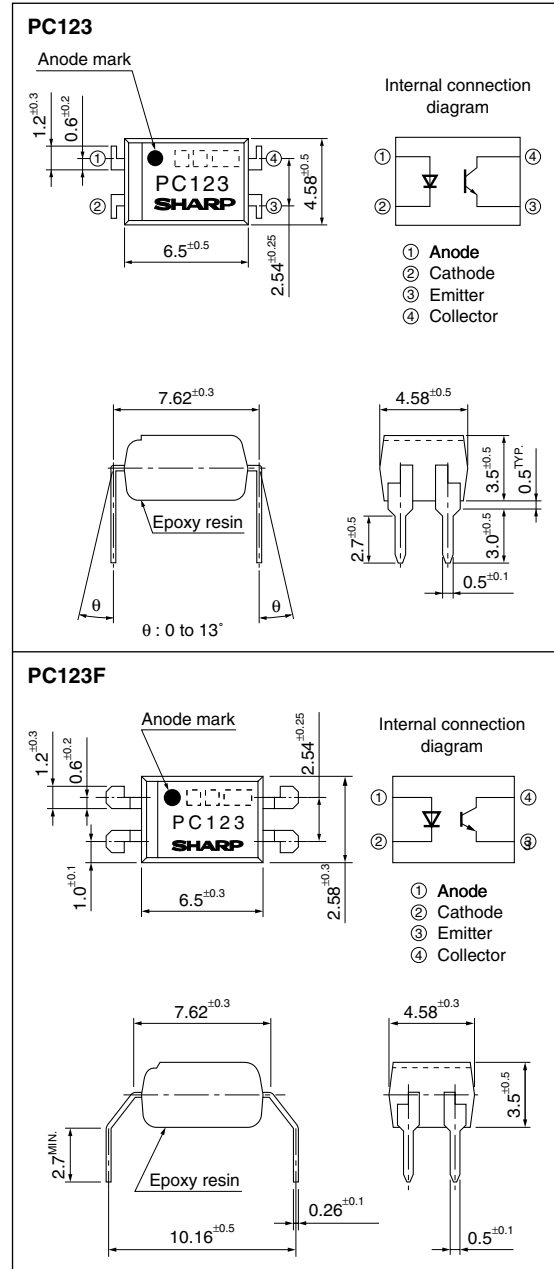
*2 40 to 60%RH, AC for 1 minute

*3 For 10s

European Safety Standard Approved Type Long Creepage Distance Photocoupler

■ Outline Dimensions

(Unit : mm)



Notice In the absence of confirmation by device specification sheets, SHARP takes no responsibility for any defects that may occur in equipment using any SHARP devices shown in catalogs, data books, etc. Contact SHARP in order to obtain the latest device specification sheets before using any SHARP device.
Internet Internet address for Electronic Components Group <http://sharp-world.com/ecg/>

■ Electro-optical Characteristics

(T_a=25°C)

Parameter		Symbol	Conditions	MIN.	TYP.	MAX.	Unit	
Input	Forward voltage	V _F	I _F =20mA	–	1.2	1.4	V	
	Reverse current	I _R	V _R =4V	–	–	10	μA	
	Terminal capacitance	C _t	V=0, f=1kHz	–	30	250	pF	
Output	Collector dark current	I _{CEO}	V _{CE} =50V, I _F =0	–	–	100	nA	
	Collector-emitter breakdown voltage	BV _{CEO}	I _C =0.1mA, I _F =0	70	–	–	V	
	Emitter-collector breakdown voltage	BV _{ECO}	I _E =10μA, I _F =0	6	–	–	V	
Transfer characteristics	Collector current	I _C	I _F =5mA, V _{CE} =5V	2.5	–	20	mA	
	Collector-emitter saturation voltage	V _{CE(sat)}	I _F =20mA, I _C =1mA	–	0.1	0.2	V	
	Isolation resistance	R _{ISO}	DC500V, 40 to 60%RH	5×10 ¹⁰	10 ¹¹	–	Ω	
	Floating capacitance	C _f	V=0, f=1MHz	–	0.6	1.0	pF	
	Cut-off frequency	f _c	V _{CE} =5V, I _C =2mA, R _L =100Ω, -3dB	–	80	–	kHz	
	Response time	Rise time	t _r	V _{CE} =2V, I _C =2mA, R _L =100Ω	–	4	18	μs
		Fall time	t _f		–	3	18	μs

■ Rank Table

(I_F=5mA, V_{CE}=5V, T_a=25°C)

Model No.	Rank mark	I _C (mA)
PC123 / PC123Y / PC123F / PC123FY	A, B, S or no mark	2.5 to 20.0
PC123A / PC123Y1 / PC123F1 / PC123FY1	A	2.5 to 7.5
PC123B / PC123Y2 / PC123F2 / PC123FY2	B	5.0 to 12.5
PC123C / PC123Y5 / PC123F5 / PC123FY5	no mark	10.0 to 20.0
PC123S / PC123YS / PC123FS / PC123FY8	S	5.0 to 10.0

Fig.1 Forward Current vs. Ambient Temperature

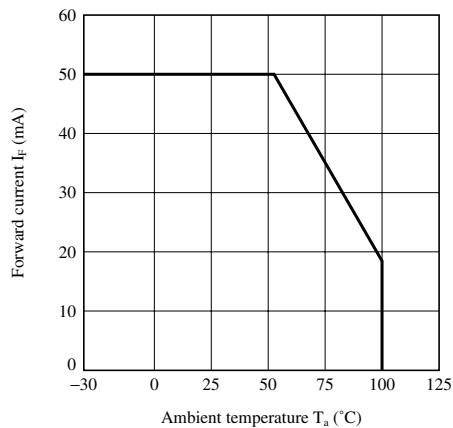


Fig.2 Diode Power Dissipation vs. Ambient Temperature

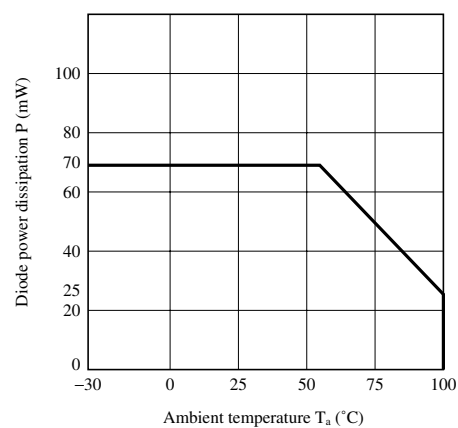


Fig.3 Collector Power Dissipation vs. Ambient Temperature

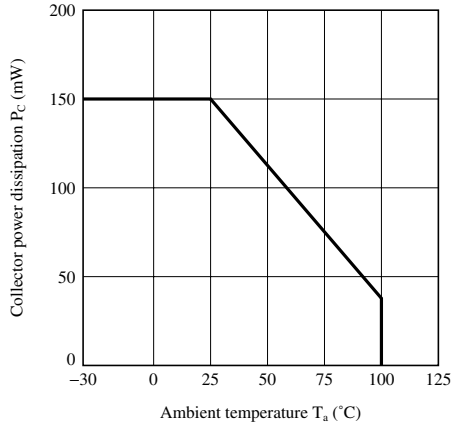


Fig.4 Power Dissipation vs. Ambient Temperature

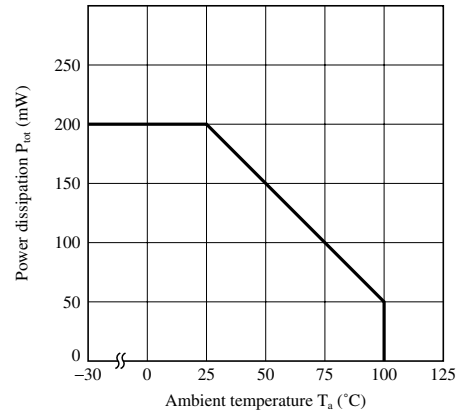


Fig.5 Peak Forward Current vs. Duty Ratio

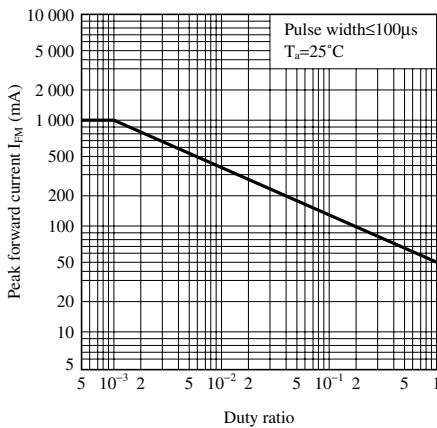


Fig.6 Forward Current vs. Forward Voltage

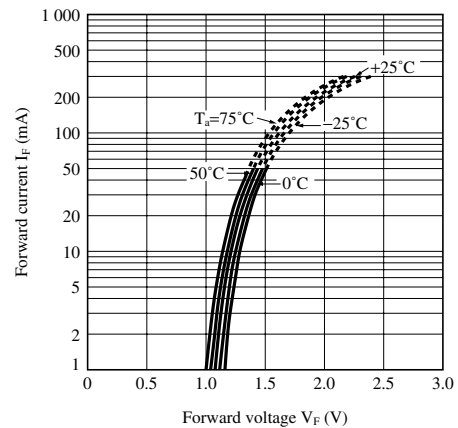


Fig.7 Current Transfer Ratio vs. Forward Current

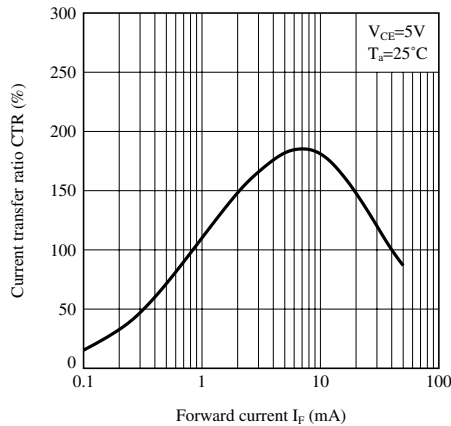


Fig.8 Collector Current vs. Collector-emitter Voltage

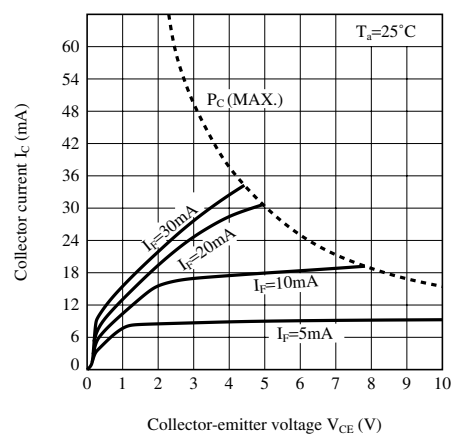


Fig.9 Relative Current Transfer Ratio vs. Ambient Temperature

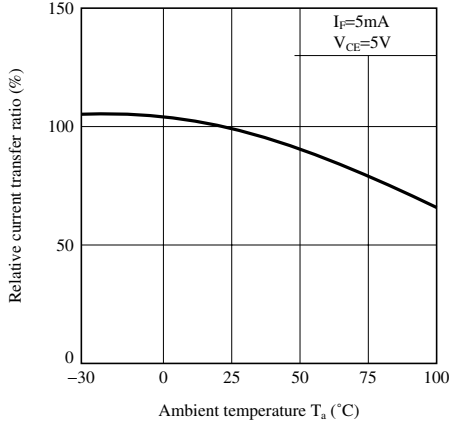


Fig.10 Collector-emitter Saturation Voltage vs. Ambient Temperature

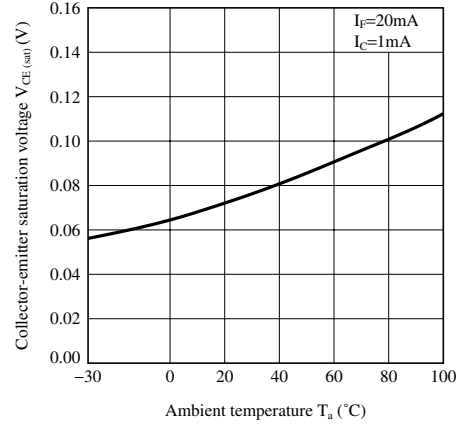


Fig.11 Collector Dark Current vs. Ambient Temperature

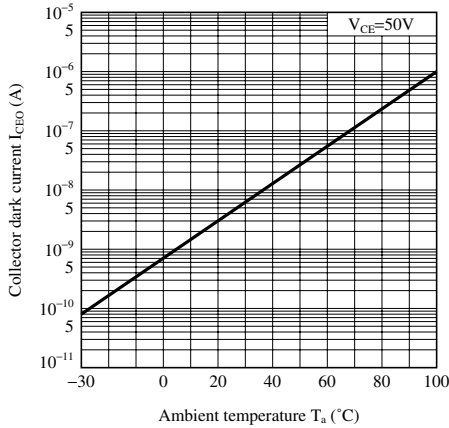


Fig.12 Response Time vs. Load Resistance

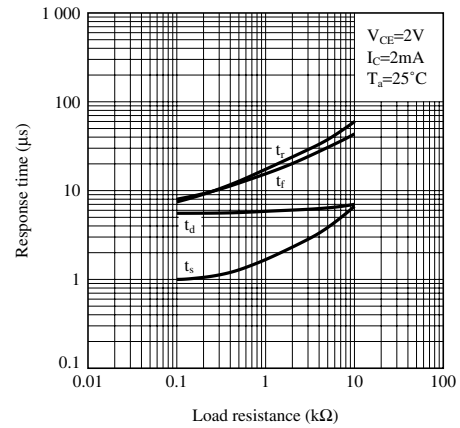


Fig.13 Frequency Response

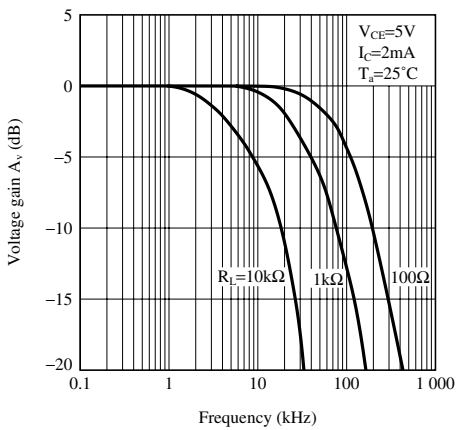
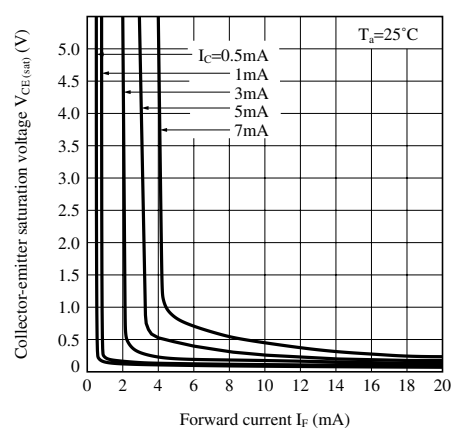


Fig.14 Collector-emitter Saturation Voltage vs. Forward Current



SPECIFICATIONS ARE SUBJECT TO CHANGE WITHOUT NOTICE.

Suggested applications (if any) are for standard use; See Important Restrictions for limitations on special applications. See Limited Warranty for SHARP's product warranty. The Limited Warranty is in lieu, and exclusive of, all other warranties, express or implied. ALL EXPRESS AND IMPLIED WARRANTIES, INCLUDING THE WARRANTIES OF MERCHANTABILITY, FITNESS FOR USE AND FITNESS FOR A PARTICULAR PURPOSE, ARE SPECIFICALLY EXCLUDED. In no event will SHARP be liable, or in any way responsible, for any incidental or consequential economic or property damage.

SHARP®

NORTH AMERICA

SHARP Microelectronics of the Americas
5700 NW Pacific Rim Blvd.
Camas, WA 98607, U.S.A.
Phone: (1) 360-834-2500
Fax: (1) 360-834-8903
Fast Info: (1) 800-833-9437
www.sharpsma.com

EUROPE

SHARP Microelectronics Europe
Division of Sharp Electronics (Europe) GmbH
Sonninstrasse 3
20097 Hamburg, Germany
Phone: (49) 40-2376-2286
Fax: (49) 40-2376-2232
www.sharpsme.com

JAPAN

SHARP Corporation
Electronic Components & Devices
22-22 Nagaike-cho, Abeno-Ku
Osaka 545-8522, Japan
Phone: (81) 6-6621-1221
Fax: (81) 6117-725300/6117-725301
www.sharp-world.com

TAIWAN

SHARP Electronic Components
(Taiwan) Corporation
8F-A, No. 16, Sec. 4, Nanking E. Rd.
Taipei, Taiwan, Republic of China
Phone: (886) 2-2577-7341
Fax: (886) 2-2577-7326/2-2577-7328

SINGAPORE

SHARP Electronics (Singapore) PTE., Ltd.
438A, Alexandra Road, #05-01/02
Alexandra Technopark,
Singapore 119967
Phone: (65) 271-3566
Fax: (65) 271-3855

KOREA

SHARP Electronic Components
(Korea) Corporation
RM 501 Geosung B/D, 541
Dohwa-dong, Mapo-ku
Seoul 121-701, Korea
Phone: (82) 2-711-5813 ~ 8
Fax: (82) 2-711-5819

CHINA

SHARP Microelectronics of China
(Shanghai) Co., Ltd.
28 Xin Jin Qiao Road King Tower 16F
Pudong Shanghai, 201206 P.R. China
Phone: (86) 21-5854-7710/21-5834-6056
Fax: (86) 21-5854-4340/21-5834-6057

Head Office:

No. 360, Bashen Road,
Xin Development Bldg. 22
Waigaoqiao Free Trade Zone Shanghai
200131 P.R. China
Email: smc@china.global.sharp.co.jp

HONG KONG

SHARP-ROXY (Hong Kong) Ltd.
3rd Business Division,
17/F, Admiralty Centre, Tower 1
18 Harcourt Road, Hong Kong
Phone: (852) 28229311
Fax: (852) 28660779
www.sharp.com.hk

Shenzhen Representative Office:

Room 13B1, Tower C,
Electronics Science & Technology Building
Shen Nan Zhong Road
Shenzhen, P.R. China
Phone: (86) 755-3273731
Fax: (86) 755-3273735